



# PCVision® DPHM™ Series

## Video Wall Configuration Guide

DPHM13\_2K  
DPHM14\_2K  
DPHM39\_2K  
DPHM28\_2K  
DPHM14-5S\_2K  
DPHM13\_4K  
DPHM14\_4K  
DPHM12\_4K  
DPHM24\_4K  
DPHM\_VW\_16K

HM21 to DP14 Dongle

Dec 28, 2024



## Table of contents

<b>Table of contents</b> .....	<b>3</b>
<b>Overview</b> .....	<b>7</b>
<b>Legal statement</b> .....	<b>8</b>
<b>Revision history</b> .....	<b>8</b>
<b>Conventions used in this document</b> .....	<b>9</b>
<b>X1 Configuration</b> .....	<b>10</b>
2x1 configuration .....	10
3x1 configuration .....	10
4x1 configuration .....	11
5x1 configuration .....	13
6x1 configuration .....	13
7x1 configuration .....	13
8x1 configuration .....	14
<b>X2 Configuration</b> .....	<b>15</b>
1x2 configuration .....	15
2x2 configuration .....	16
3x2 configuration .....	17
4x2 configuration .....	19
5x2 configuration .....	21
6x2 configuration .....	22
7x2 configuration .....	24
8x2 configuration .....	25
<b>X3 Configuration</b> .....	<b>27</b>
1x3 configuration .....	27
2x3 configuration .....	27
3x3 configuration .....	29
4x3 configuration .....	31
5x3 configuration .....	33
6x3 configuration .....	34
7x3 configuration .....	35
8x3 configuration .....	38
<b>X4 Configuration</b> .....	<b>41</b>
1x4 configuration .....	41

2x4 configuration	41
3x4 configuration	44
4x4 configuration	46
5x4 configuration	49
6x4 configuration	50
7x4 configuration	52
8x4 configuration	55
<b>X5 Configuration</b>	<b>57</b>
1x5 configuration	57
2x5 configuration	57
3x5 configuration	58
4x5 configuration	60
5x5 configuration	64
6x5 configuration	66
7x5 configuration	68
8x5 configuration	70
<b>X6 Configuration</b>	<b>72</b>
1x6 configuration	72
2x6 configuration	72
3x6 configuration	74
4x6 configuration	76
5x6 configuration	78
6x6 configuration	80
7x6 configuration	82
8x6 configuration	84
<b>X7 Configuration</b>	<b>86</b>
1x7 configuration	86
2x7 configuration	86
3x7 configuration	87
4x7 configuration	90
5x7 configuration	93
6x7 configuration	95
7x7 configuration	97
8x7 configuration	99
<b>X8 Configuration</b>	<b>101</b>
1x8 configuration	101
2x8 configuration	101
3x8 configuration	102

4x8 configuration	104
5x8 configuration	108
6x8 configuration	110
7x8 configuration	112
8x8 configuration	114
<b>X9 Configuration</b>	<b>116</b>
1x9 configuration	116
2x9 configuration	116
3x9 configuration	118
4x9 configuration	120
5x9 configuration (TBD)	121
6x9 configuration (TBD)	121
7x9 configuration (TBD)	122
8x9 configuration (TBD)	122
<b>X10 Configuration</b>	<b>122</b>
1x10 configuration	122
2x10 configuration	123
3x10 configuration	124
4x10 configuration	126
5x10 configuration (TBD)	127
6x10 configuration (TBD)	127
<b>X11 Configuration</b>	<b>128</b>
1x11 configuration	128
2x11 configuration	128
3x11 configuration	130
4x11 configuration	132
5x11 configuration (TBD)	133
<b>X12 Configuration</b>	<b>134</b>
1x12 configuration	134
2x12 configuration	134
3x12 configuration	136
4x12 configuration	138
5x12 configuration (TBD)	140
<b>X13 Configuration</b>	<b>140</b>
1x13 configuration (TBD)	140
2x13 configuration (TBD)	140
3x13 configuration (TBD)	140
4x13 configuration (TBD)	140

<b>X14 Configuration</b> .....	<b>140</b>
1x14 configuration (TBD).....	140
2x14 configuration (TBD).....	140
3x14 configuration (TBD).....	140
4x14 configuration (TBD).....	140
<b>Turn on Mosaic Function by NV Driver Control Panel and Setting Pixel Overlay Example</b> .....	<b>141</b>
<b>Turn on Surround Function by NV Control Panel Example</b> .....	<b>142</b>
<b>Product Image Front View (Input) / Back View (Output)</b> .....	<b>143</b>
<b>Contact us</b> .....	<b>144</b>
<b>DP 1.4 Port</b> .....	<b>144</b>
<b>HDMI 2.1 Port</b> .....	<b>144</b>
<b>UMCC Display Resolution Setting utility</b> .....	<b>145</b>
<b>Setting Landscape &amp; Portrait Mode</b> .....	<b>146</b>
<b>Disclaimer</b> .....	<b>147</b>

## Overview

This document outlines possible input resolutions and configurations that can be used with PCVision [DPHM Series](#) products. This document considers only the configuration of the outputs of [DPHM Series](#) (Including difference Sources & difference Connectors Format).

The possible configurations outlined in this document use monitors with a resolution of 1920x1080. For configurations that use other resolutions, PCVision Provide [UMCC Display Setting Utility](#) to Support difference output resolution.

The Configuration Guide which based on One NV RTX 30xx Series Graphic card (DPx3+HDMI 2.1) or any NV Quadro Series (DPx4), PCVision [DPHM Series](#) Box Interface require DP 1.4 or HDMI 2.1 ([HM21 to DP Dongle](#) support transfer HDMI 2.1 to DP 1.4 then connect to DPHM Box).

**Note:** This guide uses pre-set logical arguments to determine a possible configuration that focus on One Graphic Card with 4 Port of “same resolution” and Support One Large Desktop by [NV Control Panel](#).

PCVision makes no guarantee about the accuracy of information contained in this document. The user is responsible for validating the configurations outlined in this document based on use case, source capabilities, and any other factors that may or may not impact their video wall.

AMD FirePro Graphic support DPx6 Max only, Not Support Multi-Graphic card  
NV Quadro Series each Graphic Card support 4DP Port. Turn On SLI Mode Max  
Support 4 Graphic card Total have DPx16 Max, need with SYNC Card use together  
Mosaic Mode Support on NV Quadro Series Desktop/Mobile Graphic Card  
Mosaic + Pixel Overlay Mode Support on NV Quadro Series Desktop Graphic Card Only  
Surround Mode Support on NV GTX / RTX Series Graphic Card

## Legal statement

The contents of this functional specification are subject to change without notice.

The company makes no warranties or guarantees of any kind, express, implied or otherwise, as to the merchantability of this manual, its suitability for a particular purpose, or for any other matter. Therefore, the company will not be liable for any errors in the contents of the manual, or for direct, indirect, sudden or continuing damage caused by the addition, subtraction, display or other use of this manual.

Copyright Statement: Authors - PC Vision Technology Limited - Taiwan Head Office - 2019, copyright, reprint must be investigated.

No part of this User Manual may be reproduced, excerpted or translated without the consent of the Company or as permitted by the Copyright Act.

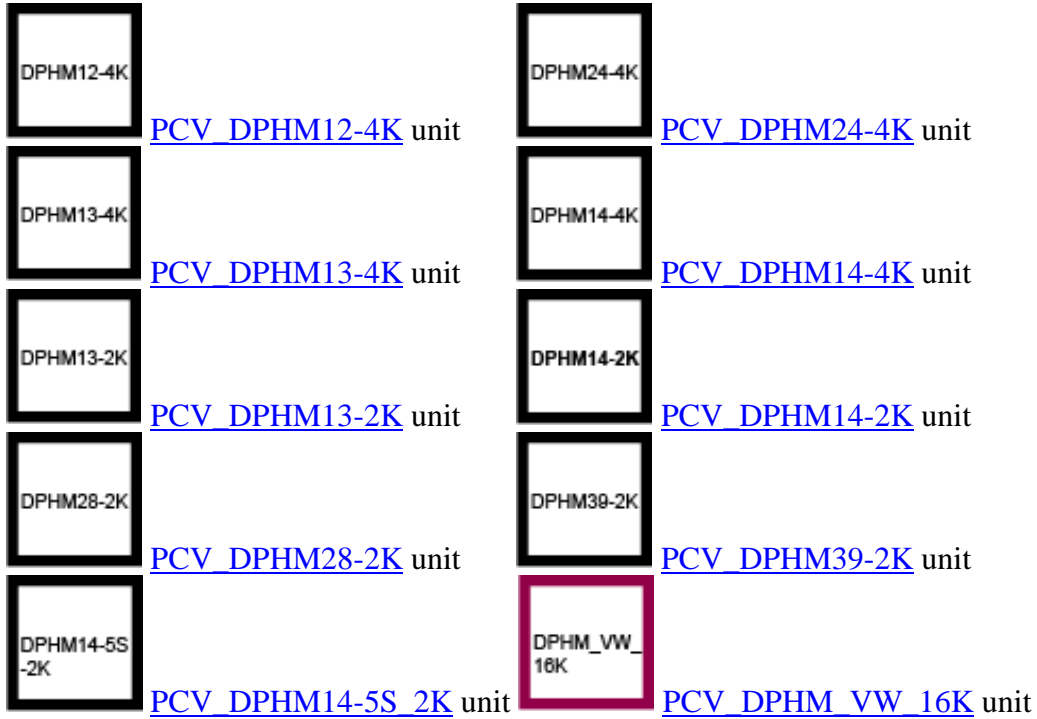
The trademarks and copyrights of the respective manufacturers mentioned in this manual are the property of the company.

## Revision history

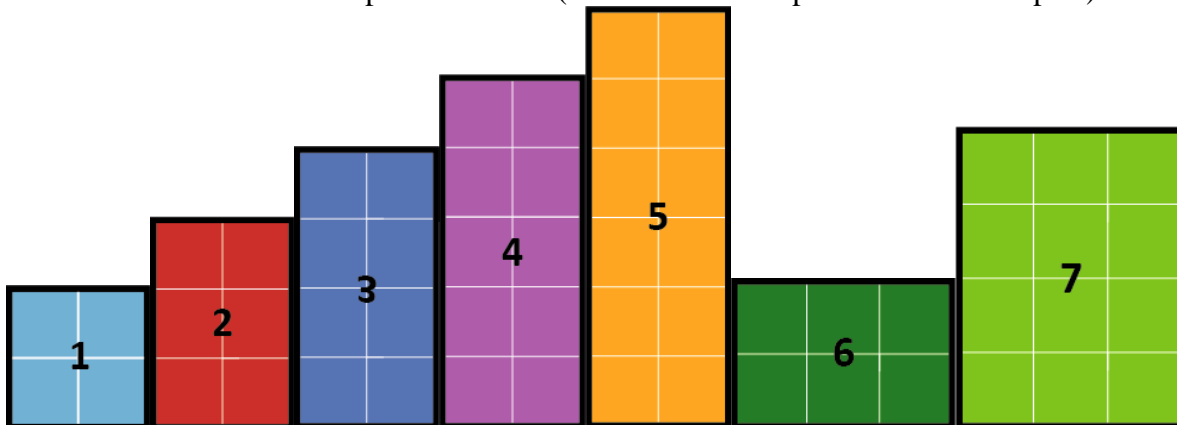
The sections of this Configuration Guide that have been added, deleted, and updated at each revision are listed below.

DATE	Version	Revised chapter
September 2024	1.00	The first version of the document was created
October 2024	1.01	Separate Surround, Mosaic, Landscape, Portrait info
October 2024	1.02	Correct some Arrow Color Page 9~Page 29
October 2024	1.03	Page 138 swap DPHM28 & DPHM39 Product Name
December 2024	1.04	Added output configuration (3x2_2K page 17 & 4x2_2K page 19 & 2x3_2K page 28 & 3x3_2K page 30 & 4x3_2K page 32 & 2x4_2K page 42 & 3x4_2K page 45 & 4x4_2K page 48)

## Conventions used in this document



Each Resolution output from GPU (different colors represent different inputs)



Configuration of PCV\_DPHM Series Box unit



## X1 Configuration

### 2x1 configuration

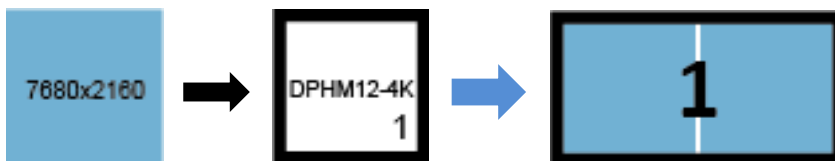
For a (2x1 2K) configuration, possible setups include:

- 1x [DPHM12-4K](#) unit; and
- 1x 3840x1080 output from the GPU (as input to the DPHM12-4K unit)
- Support [Landscape](#) 3840x1080 & [Portrait](#) 1080x3840



For a (2x1 4K) configuration, possible setups include:

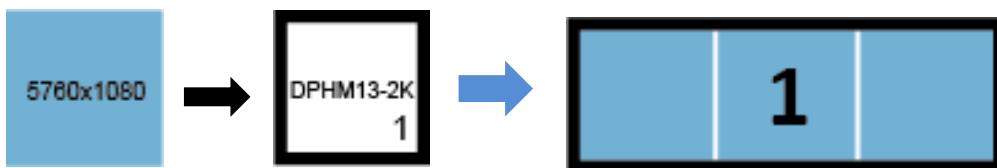
- 1x [DPHM12-4K](#) unit; and
- 1x 7680x2160 output from the GPU (as input to the DPHM12-4K unit)
- Support [Landscape](#) 7680x2160 & [Portrait](#) 2160x7680



### 3x1 configuration

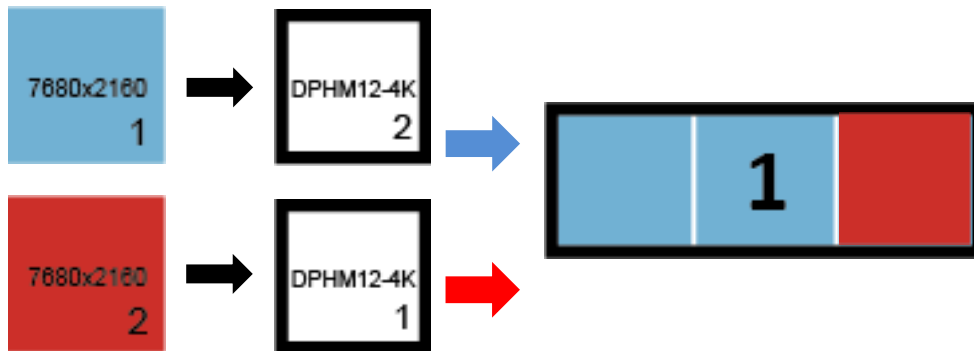
For a (3x1 2K) configuration, possible setups include:

- 1x [DPHM13\\_2K](#) unit; and
- 1x 5760x1080 output from the GPU (as input to the DPHM13\_2K unit)
- Support [Landscape](#) 5760x1080 & [Portrait](#) 1080x5760
- 



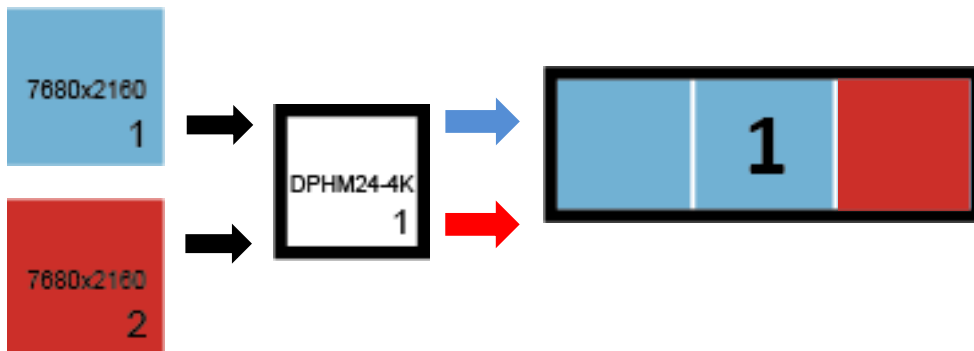
For a (3x1 4K) configuration, possible setups include:

- 2x [DPHM12\\_4K](#) units; and
- 2x7680x2160 output from the GPU (as input to the DPHM12\_4K unit)
- Enable [Mosaic](#) Combine to One Large Desktop 15360X2160
- Turn on [Pixel Overlay](#) to make 11520x2160 (NV Quadro Card)
- Support [Landscape](#) 11520x2160 & [Portrait](#) 2160x11520



For a (3x1 4K) configuration, possible setups include:

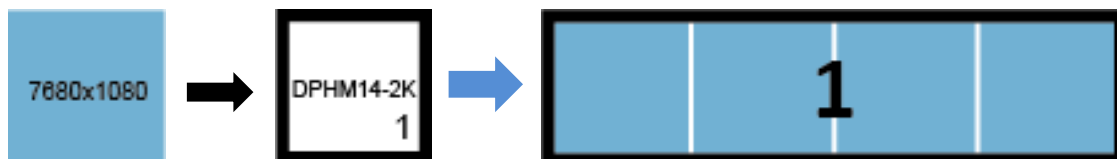
- 1x [DPHM24\\_4K](#) unit; and
- 2x7680x2160 output from the GPU (as input to the DPHM24\_4K unit)
- Enable [Mosaic](#) Combine to One Large Desktop 15360X2160
- Turn on [Pixel Overlay](#) to make 11520x2160 (NV Quadro Card)
- Support [Landscape](#) 11520x2160 & [Portrait](#) 2160x11520



### 4x1 configuration

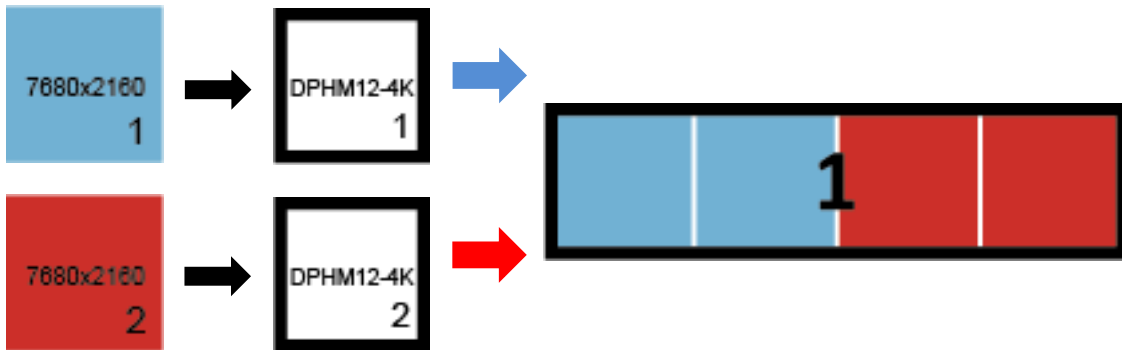
For a (4x1 2K) configuration, possible setups include:

- 1x [DPHM14\\_2K](#) unit; and
- 1x 7680x1080 output from the GPU (as input to the DPHM14\_2K unit)
- Support [Landscape](#) 7680x1080 & [Portrait](#) 1080x7680



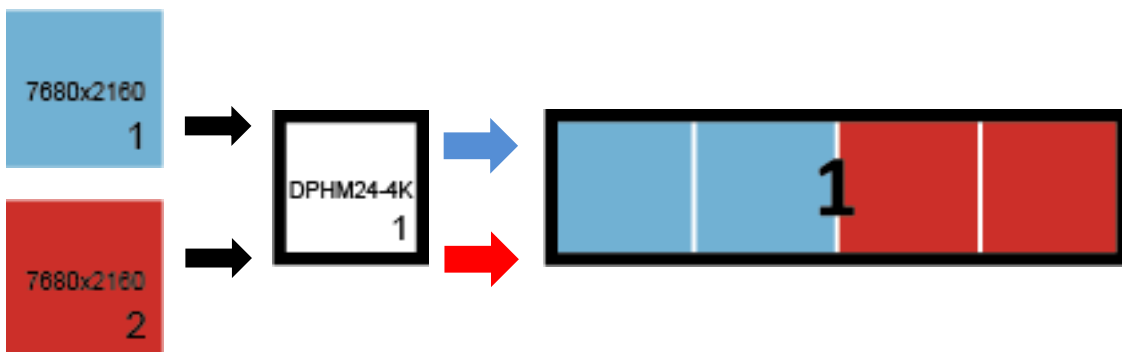
For a (4x1 4K) configuration, possible setups include:

- 2x [DPHM12 4K](#) units; and
- 2x 7680x2160 output from the GPU (as input to the DPHM12\_4K unit)
- Turn on [Surround](#) or [Mosaic](#) combine to one Large Desktop 15360x2160
- Support [Landscape](#) 15360x2160 & [Portrait](#) 2160x15360



For a (4x1 4K) configuration, possible setups include:

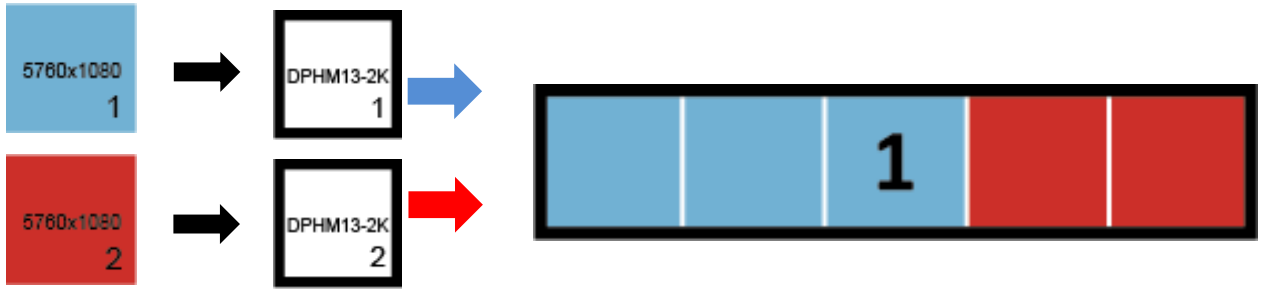
- 1x [DPHM24 4K](#) unit; and
- 2x 7680x2160 output from the GPU (as input to the DPHM24\_4K unit)
- Turn on [Surround](#) or [Mosaic](#) combine to one Large Desktop 15360x2160
- Support [Landscape](#) 15360x2160 & [Portrait](#) 2160x15360



## 5x1 configuration

For a (5x1 2K) configuration, possible setups include:

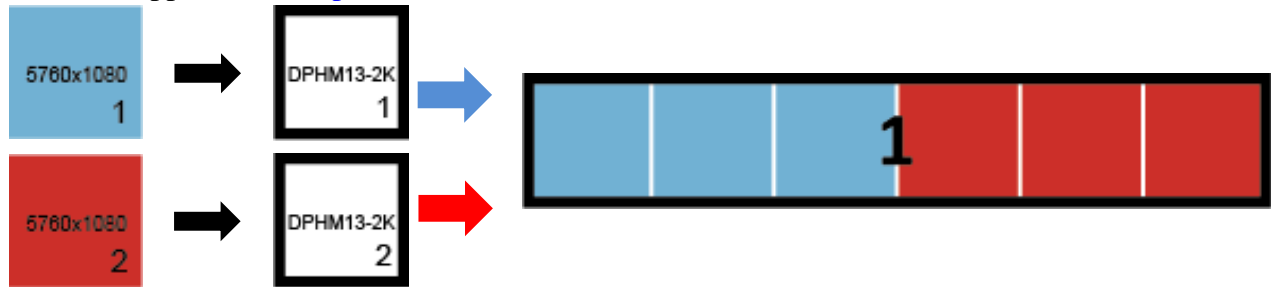
- 2x [DPHM13\\_2K](#) units; and
- 2x 5760x1080 output from the GPU (as input to the DPHM13\_2K unit)
- Enable [Mosaic](#) Combine to One Large Desktop 11520X1080
- Turn on [Pixel Overlay](#) to make 9600x1080 (NV Quadro Card)
- Support [Landscape](#) 9600x1080 & [Portrial](#) 1080x9600



## 6x1 configuration

For a (6x1 2K) configuration, possible setups include:

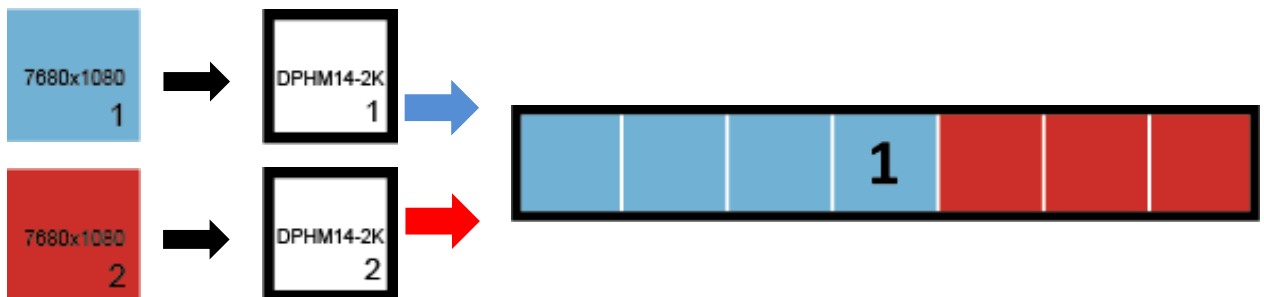
- 2x [DPHM13\\_2K](#) units; and
- 2x 5760x1080 outputs from the GPU (as inputs to the DPHM13\_2K units)
- Enable [Surround](#) or [Mosaic](#) Combine to One Large Desktop 11520X1080
- Support [Landscape](#) 11520x1080 & [Portrial](#) 1080x11520



## 7x1 configuration

For a (7x1 2K) configuration, possible setups include:

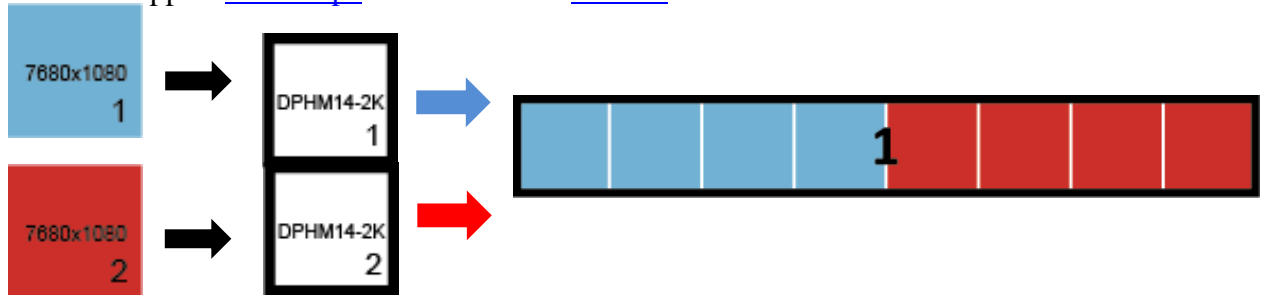
- 2x [DPHM14\\_2K](#) units; and
- 2x 7680x1080 output from the GPU (as input to the DPHM14-2K unit)
- Enable [Mosaic](#) Combine to One Large Desktop 15360X1080
- Turn on [Pixel Overlay](#) to make 13440x1080 (NV Quadro Card)
- Support [Landscape](#) 13440x1080 & [Portrial](#) 1080x13440



## 8x1 configuration

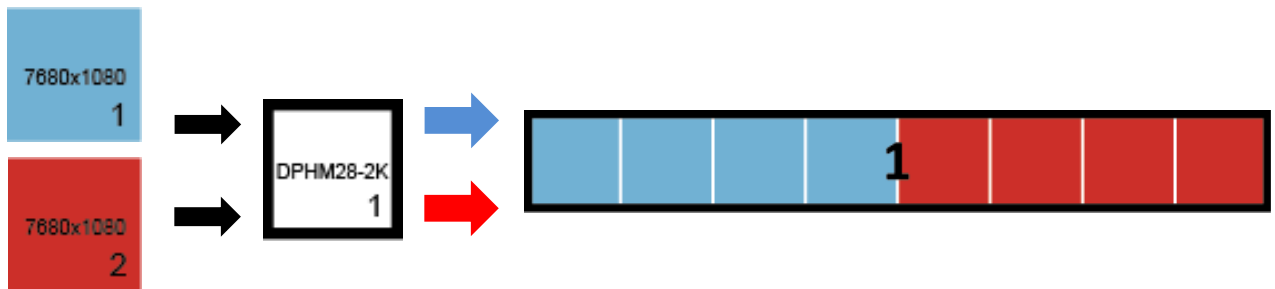
For a (8x1 2K) configuration, possible setups include: #1

- 2x [DPHM14\\_2K](#) units; and
- 2x 7680x1080 output from the GPU (as input to the DPHM14\_2K unit)
- Enable [Surround](#) or [Mosaic](#) Combine to One Large Desktop 15360X1080
- Support [Landscape](#) 15360x1080 & [Portrait](#) 1080x15360



For a (8x1 2K) configuration, possible setups include: #2

- 1x [DPHM28\\_2K](#) units; and
- 2x 7680x1080 output from the GPU (as input to the DPHM28\_2K unit)
- Enable [Surround](#) or [Mosaic](#) Combine to One Large Desktop 15360X1080
- Support [Landscape](#) 15360x1080 & [Portrait](#) 1080x15360

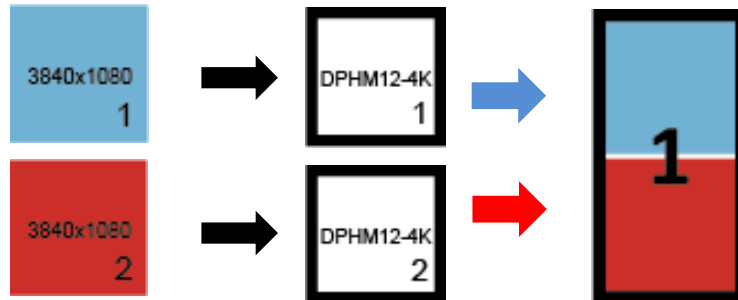


## X2 Configuration

### 1x2 configuration

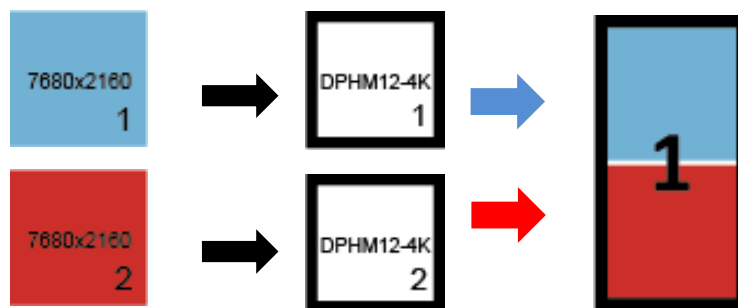
For a (1x2 2K) configuration, possible setups include:

- 2x [DPHM12\\_4K](#) units; and
- 2x 3840x1080 output from the GPU (as input to the DPHM12\_4K unit)
- Enable [Mosaic](#) Combine to One Large Desktop 3840X2160
- Turn on [Pixel Overlay](#) to make 1920x2160 (NV Quadro Card)
- Support [Landscape](#) 1920x2160 & [Portrait](#) 2160x1920



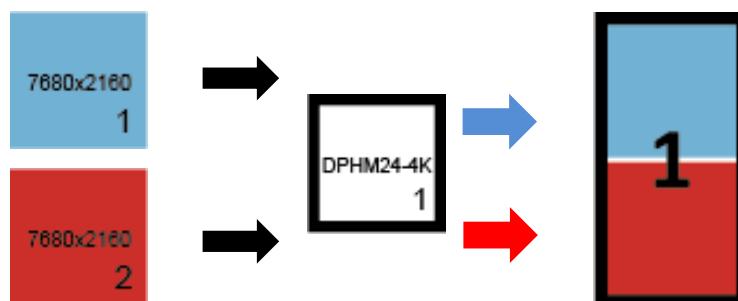
For a (1x2 4K) configuration, possible setups include:

- 2x [DPHM12\\_4K](#) units; and
- 2x 7680x2160 output from the GPU (as input to the DPHM12\_4K unit)
- Enable [Mosaic](#) Combine to One Large Desktop 7680X4320
- Turn on [Pixel Overlay](#) to make 3840x4320 (NV Quadro Card)
- Support [Landscape](#) 3840x4320 & [Portrait](#) 4320x3840



For a (1x2 4K) configuration, possible setups include:

- 1x [DPHM24\\_4K](#) units; and
- 2x 7680x2160 output from the GPU (as input to the DPHM24\_4K unit)
- Enable [Mosaic](#) Combine to One Large Desktop 7680X4320
- Turn on [Pixel Overlay](#) to make 3840x4320 (NV Quadro Card)
- Support [Landscape](#) 3840x4320 & [Portrait](#) 4320x3840



## 2x2 configuration

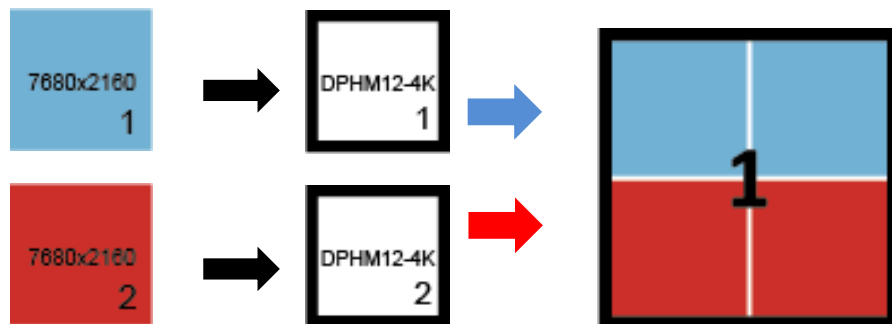
For a (2x2 2K) configuration, possible setups include:

- 1x [DPHM14-5S 2K](#) unit; and
- 1x 3840x2160 output from the GPU (as input to the DPHM14-5S\_2K unit)
- Support [Landscape](#) 3840x2160 & [Portrait](#) 2160x3840



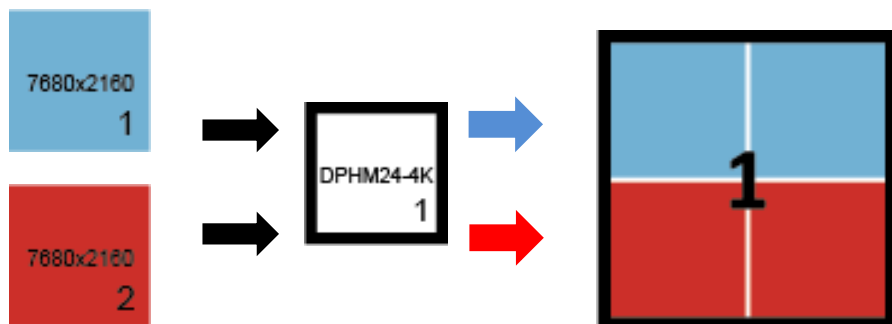
For a (2x2 4K) configuration, possible setups include:

- 2x [DPHM12 4K](#) units; and
- 2x 7680x2160 output from the GPU (as input to the DPHM12\_4K unit)
- Enable [Surround](#) or [Mosaic](#) Combine to One Large Desktop 7680X4320
- Support [Landscape](#) 7680x4320 & [Portrait](#) 4320x7680



For a (2x2 4K) configuration, possible setups include:

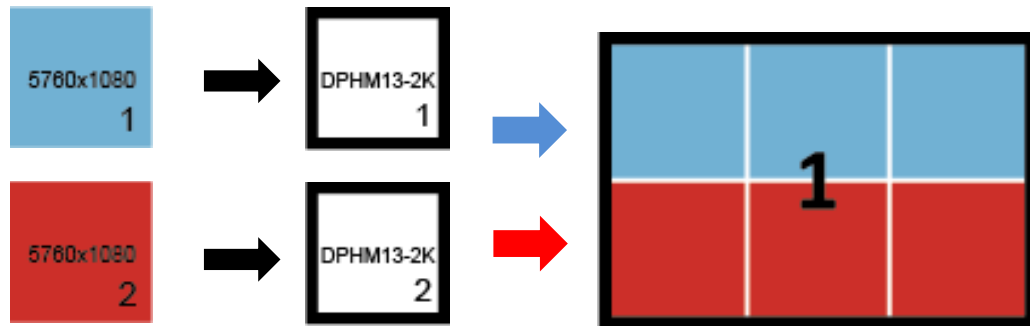
- 1x [DPHM24 4K](#) unit; and
- 2x 7680x2160 output from the GPU (as input to the DPHM24\_4K unit)
- Enable [Surround](#) or [Mosaic](#) Combine to One Large Desktop 7680X4320
- Support [Landscape](#) 7680x4320 & [Portrait](#) 4320x7680



### 3x2 configuration

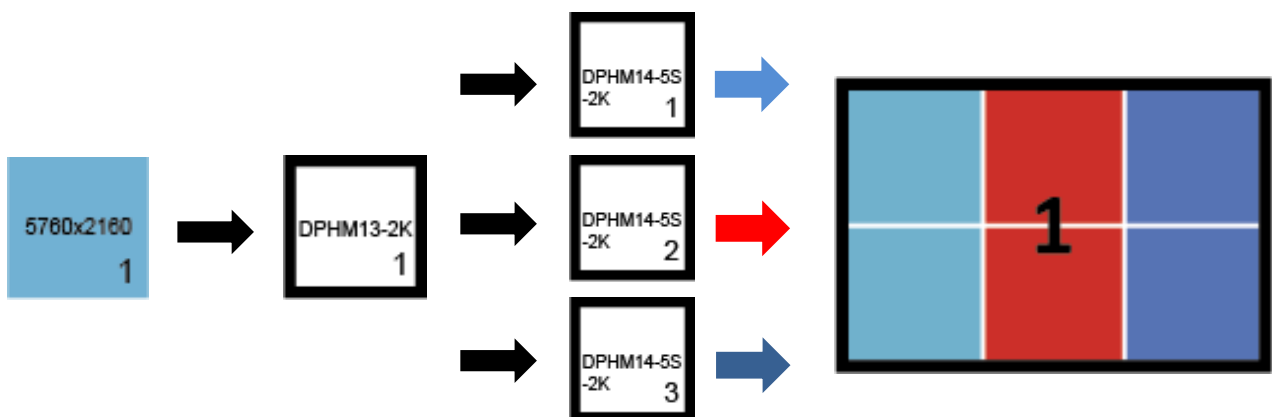
For a (3x2 2K) configuration, possible setups include: #1

- 2x [DPHM13\\_2K](#) units; and
- 2x 5760x1080 outputs from the GPU (as inputs to the DPHM13\_2K units)
- Enable [Surround](#) or [Mosaic](#) Combine to One Large Desktop 5760X2160
- Support [Landscape](#) 5760x2160 & [Portrait](#) 2160x5760



For a (3x2 2K) configuration, possible setups include: #2

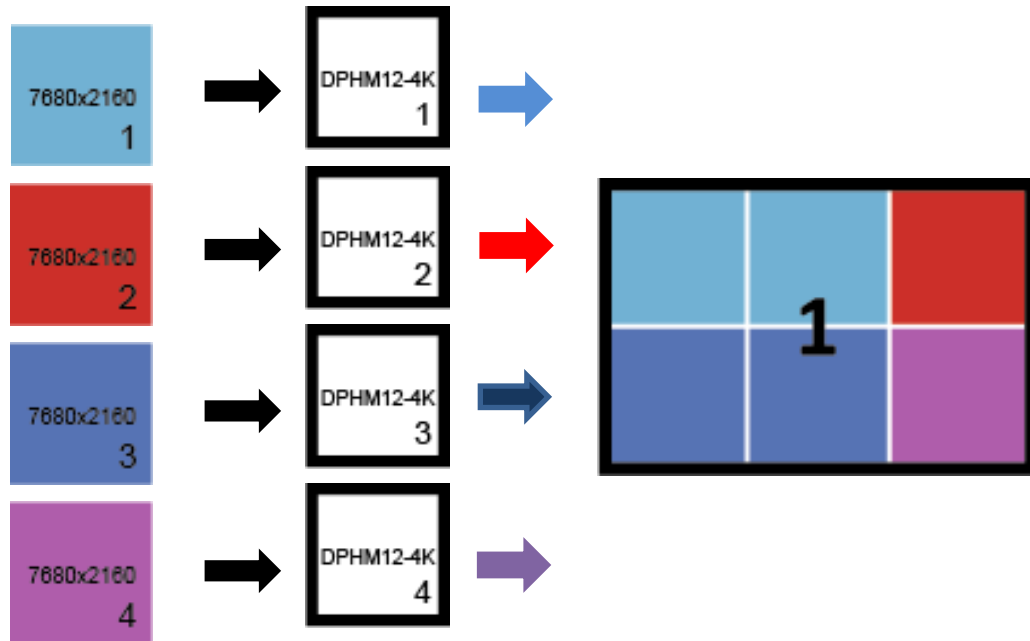
- 1x [DPHM13\\_2K](#) units; and
- 1x 5760x2160 outputs from the GPU (as inputs to the DPHM13\_2K units)
- 3x [DPHM14-5S\\_2K](#) units
- 3x 1920x2160 outputs from the DPHM13\_2K (as inputs to the DPHM14-5S\_2K units)
- Enable [Surround](#) or [Mosaic](#) Combine to One Large Desktop 5760X2160
- Support [Landscape](#) 5760x2160 & [Portrait](#) 2160x5760





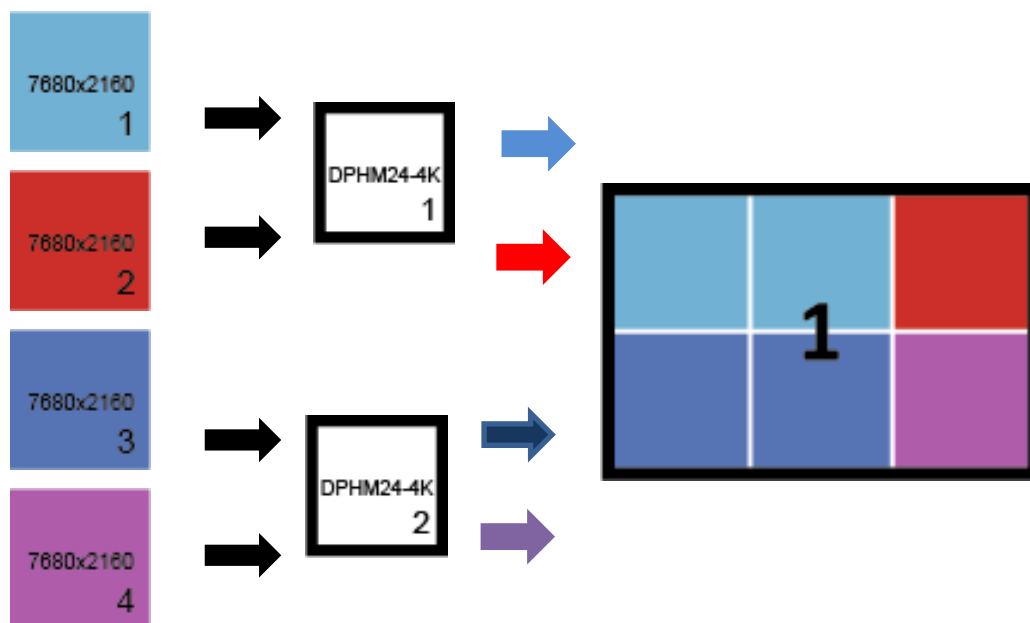
For a (3x2 4K) configuration, possible setups include: #1

- 4x [DPHM12\\_4K](#) units; and
- 4x 7680x2160 outputs from the GPU (as inputs to the DPHM12\_4K units)
- Enable [Mosaic](#) Combine to One Large Desktop 15360X4320
- Turn on [Pixel Overlay](#) to make 11520x4320 (NV Quadro Card)
- Support [Landscape](#) 11520x4320 & [Portrait](#) 4320x11520



For a (3x2 4K) configuration, possible setups include: #2

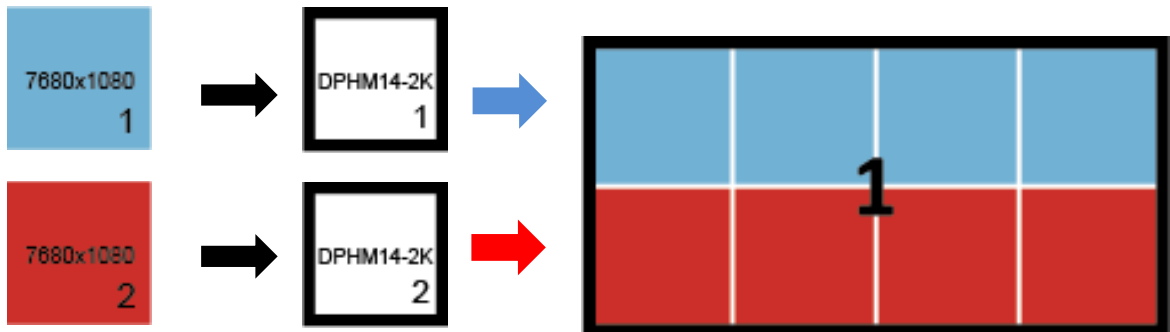
- 2x [DPHM24\\_4K](#) units; and
- 4x 7680x2160 outputs from the GPU (as inputs to the DPHM24\_4K units)
- Enable [Mosaic](#) Combine to One Large Desktop 15360X4320
- Turn on [Pixel Overlay](#) to make 11520x4320 (NV Quadro Card)
- Support [Landscape](#) 11520x4320 & [Portrait](#) 4320x11520



## 4x2 configuration

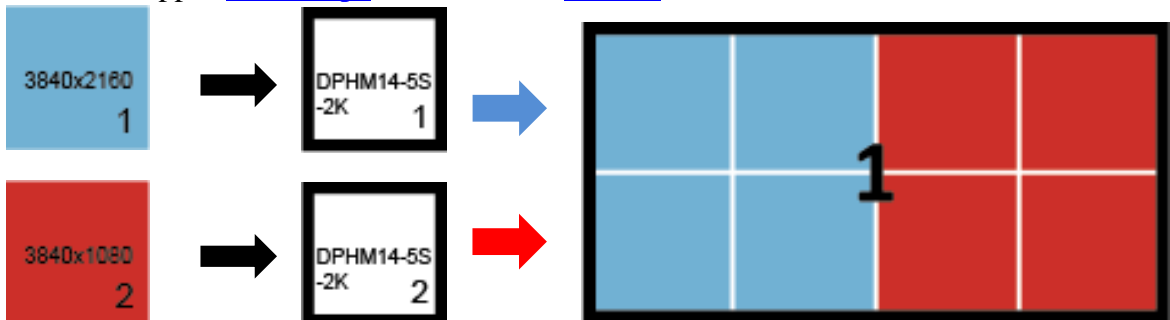
For a (4x2 2K) configuration, possible setups include: #1

- 2x [DPHM14\\_2K](#) units; and
- 2x 7680x1080 outputs from the GPU (as inputs to the DPHM14\_2K units)
- Enable [Surround](#) or [Mosaic](#) Combine to One Large Desktop 7680X2160
- Support [Landscape](#) 7680x2160 & [Portrait](#) 2160x7680



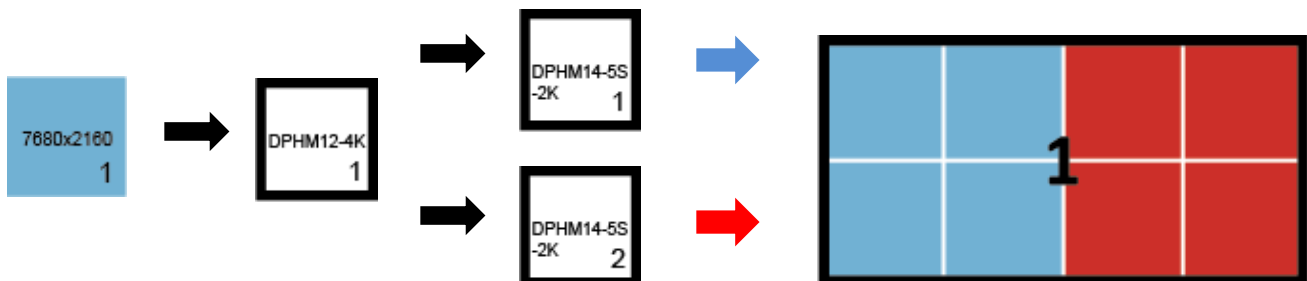
For a (4x2 2K) configuration, possible setups include: #2

- 2x [DPHM14-5S\\_2K](#) units; and
- 2x 3840x2160 outputs from the source (as inputs to the DPHM14-5S\_2K units)
- Enable [Surround](#) or [Mosaic](#) Combine to One Large Desktop 7680X2160
- Support [Landscape](#) 7680x2160 & [Portrait](#) 2160x7680



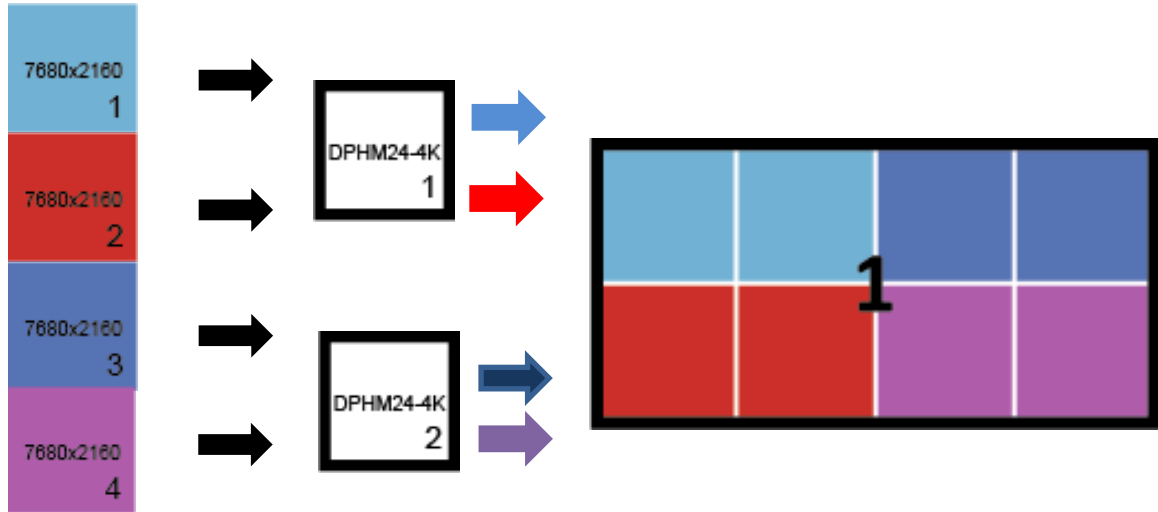
For a (4x2 2K) configuration, possible setups include: #3

- 1x [DPHM12\\_4K](#) units; and
- 1x 7680x2160 outputs from the GPU (as inputs to the DPHM12\_4K units)
- 2x [DPHM14-5S\\_2K](#) units
- 2x 3840x2160 outputs from the DPHM12\_4K (as inputs to the DPHM14-5S\_2K units)
- Enable [Surround](#) or [Mosaic](#) Combine to One Large Desktop 7680X2160
- Support [Landscape](#) 7680x2160 & [Portrait](#) 2160x7680



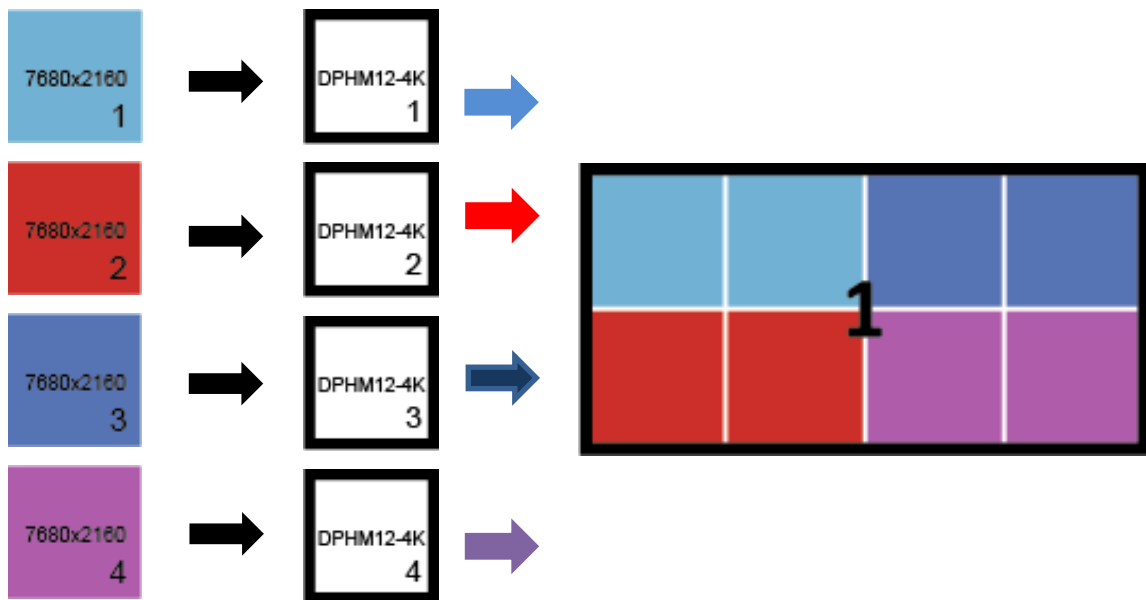
For a (4x2 4K) configuration, possible setups include: #1

- 2x [DPHM24\\_4K](#) units; and
- 4x 7680x2160 outputs from the GPU (as inputs to the DPHM24\_4K units)
- Enable [Surround](#) or [Mosaic](#) Combine to One Large Desktop 15360X4320
- Support [Landscape](#) 15360x4320 & [Portrait](#) 4320x15360



For a (4x2 4K) configuration, possible setups include: #2

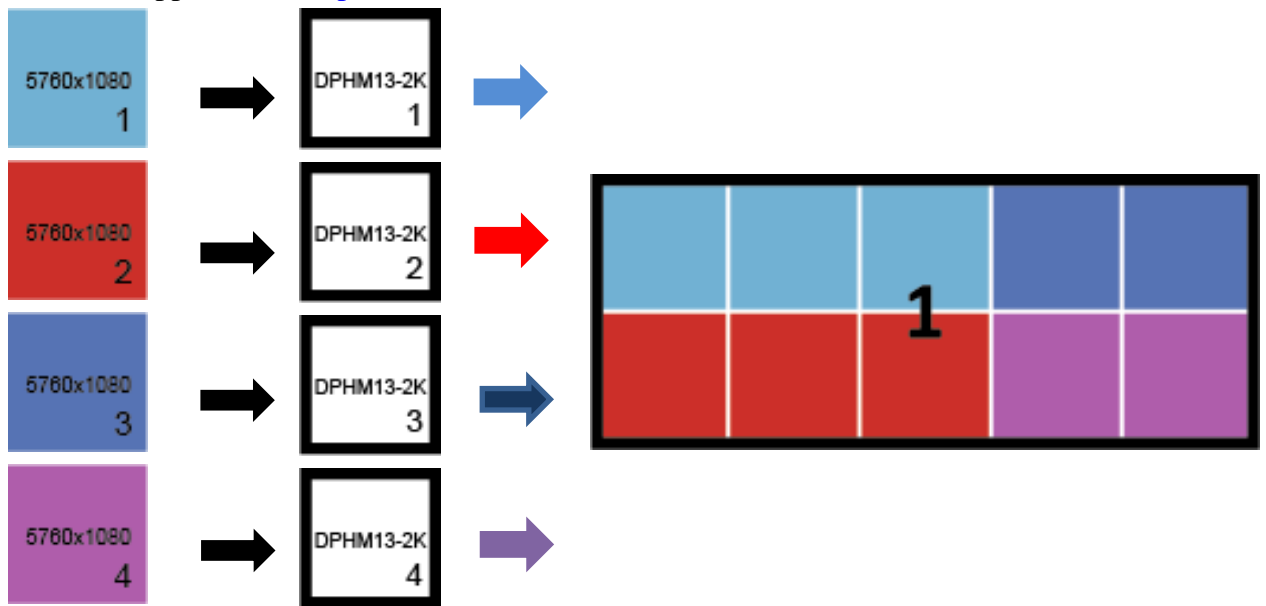
- 4x [DPHM12\\_4K](#) units; and
- 4x 7680x2160 outputs from the GPU (as inputs to the DPHM12\_4K units)
- Enable [Surround](#) or [Mosaic](#) Combine to One Large Desktop 15360X4320
- Support [Landscape](#) 15360x4320 & [Portrait](#) 4320x15360



## 5x2 configuration

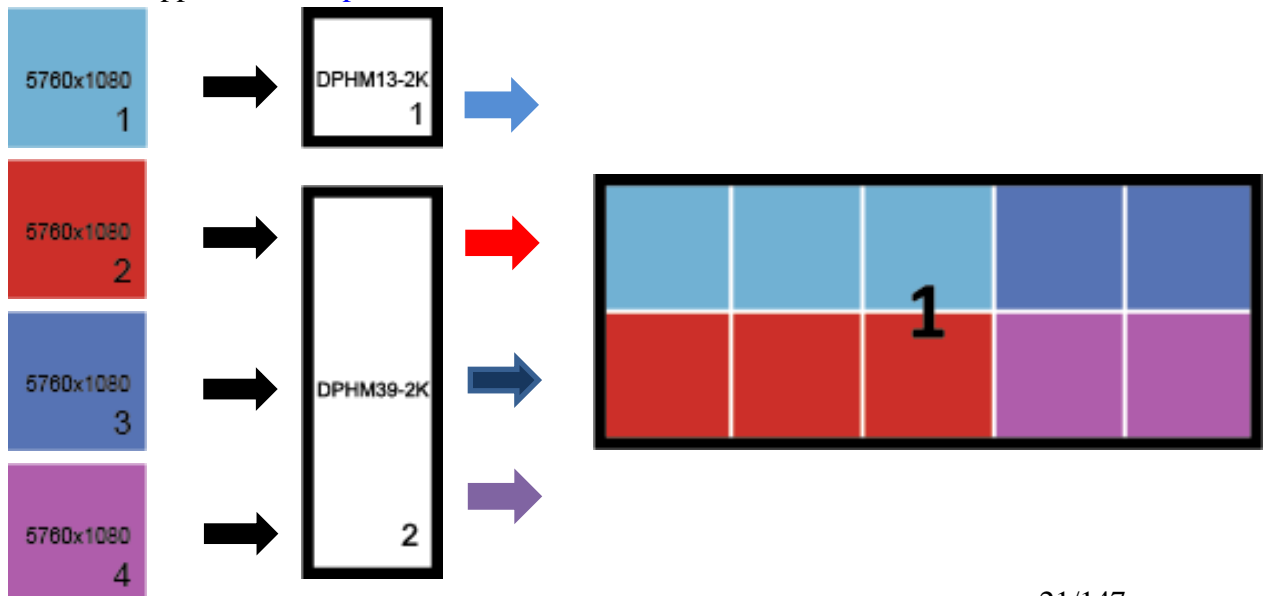
For a (5x2 2K) configuration, possible setups include: #1

- 4x [DPHM13\\_2K](#) units; and
- 4x 5760x1080 output from the GPU (as input to the DPHM13 unit)
- Enable [Mosaic](#) Combine to One Large Desktop 11520X2160
- Turn on [Pixel Overlay](#) to make 9600x2160 (NV Quadro Card)
- Support [Landscape](#) 9600x2160 & [Portrait](#) 2160x9600



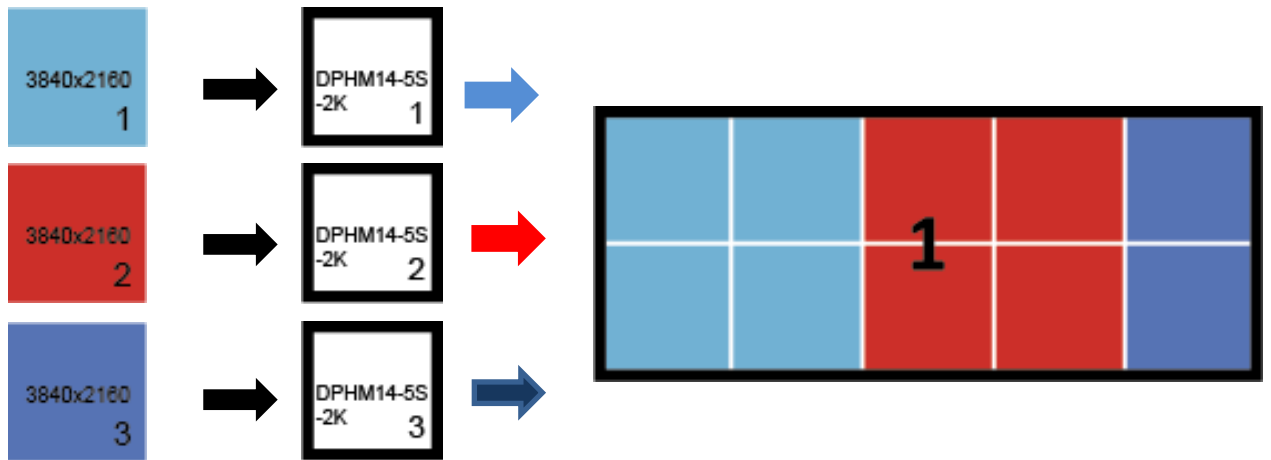
For a (5X2 2K) configuration, possible setups include: #2

- 1x [DPHM13\\_2K](#) unit; and
- 1x 5760x1080 outputs from the GPU (as inputs to the DPHM13\_2K units)
- 1x [DPHM39\\_2K](#) units; and
- 3x 5760x1080 outputs from the GPU (as inputs to the DPHM39\_2K units)
- Enable [Mosaic](#) Combine to One Large Desktop 11520X2160
- Turn on [Pixel Overlay](#) to make 9600x2160 (NV Quadro Card)
- Support [Landscape](#) 9600x2160 & [Portrait](#) 2160x9600



For a (5X2 2K) configuration, possible setups include: #3

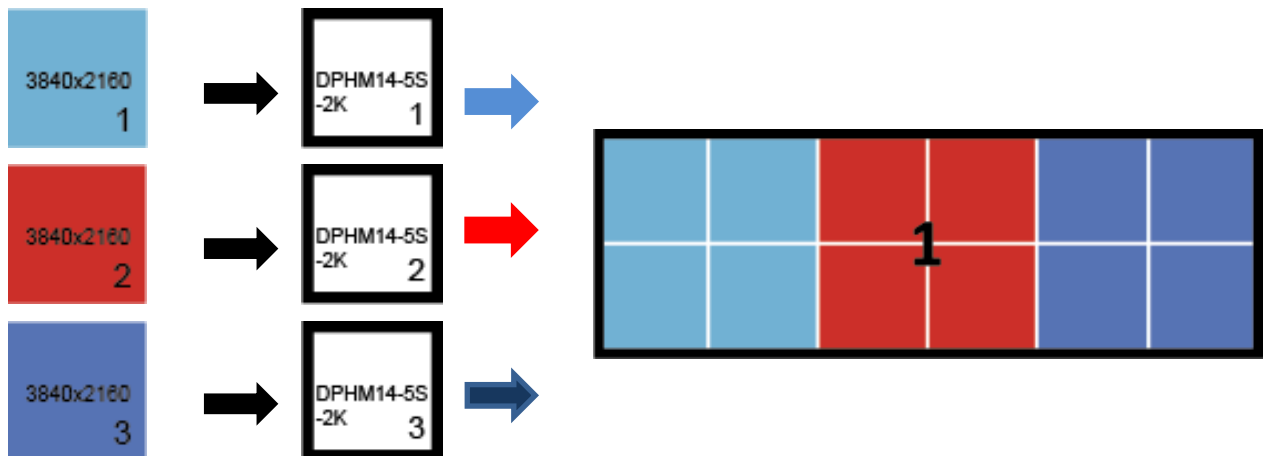
- 3x [DPHM14-5S\\_2K](#) units; and
- 3x 3840X2160 output from the GPU (as input to the DPHM14-5S\_2K unit)
- Enable [Mosaic](#) Combine to One Large Desktop 11520X2160
- Turn on [Pixel Overlay](#) to make 9600x2160 (NV Quadro Card)
- Support [Landscape](#) 9600x2160 & [Portrial](#) 2160x9600



## 6x2 configuration

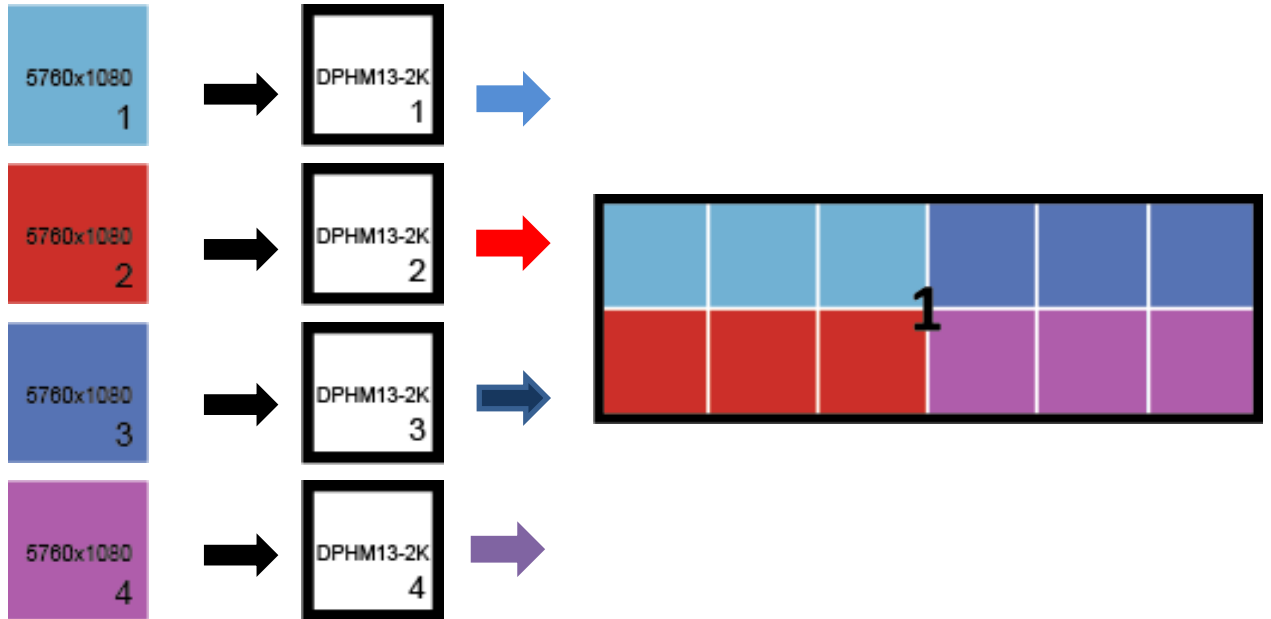
For a (6x2 2K) configuration, possible setups include: #1

- 3x [DPHM14-5S\\_2K](#) units; and
- 3x 3840x2160 outputs from the GPU (as inputs to the DPHM14-5S\_2K units)
- Enable [Surround](#) or [Mosaic](#) Combine to One Large Desktop 11520X2160
- Support [Landscape](#) 11520x2160 & [Portrial](#) 2160x11520



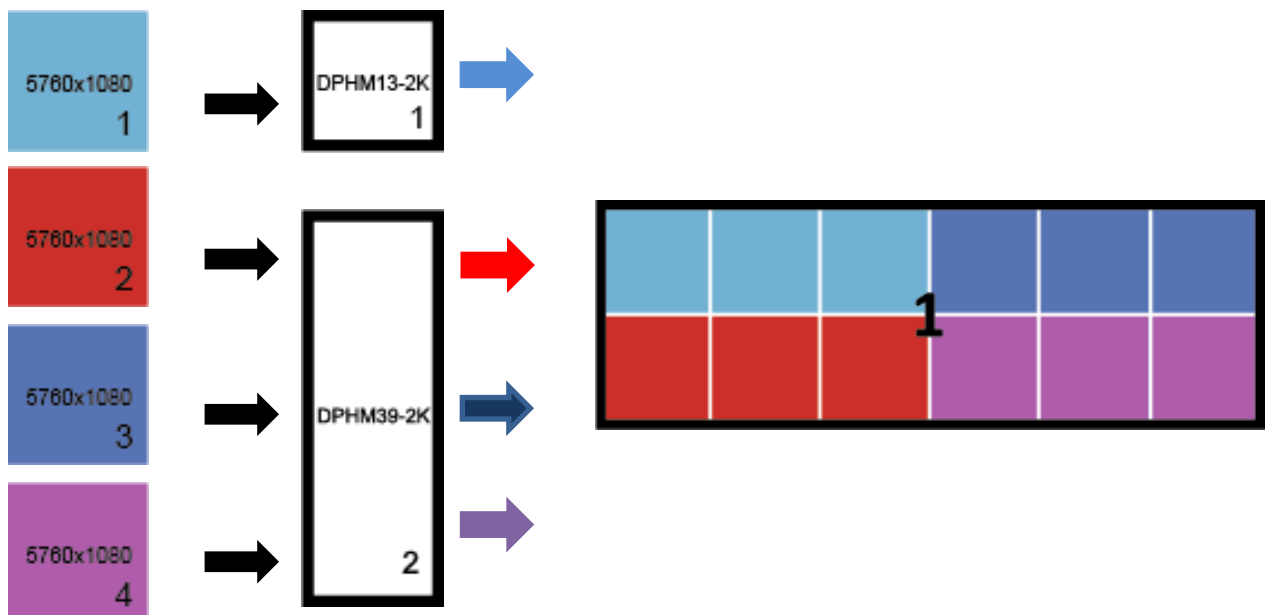
For a (6x2 2K) configuration, possible setups include: #2

- 4x [DPHM13\\_2K](#) units; and
- 4x 5760x1080 outputs from the GPU (as inputs to the DPHM13\_2K units)
- Enable [Surround](#) or [Mosaic](#) Combine to One Large Desktop 11520X2160
- Support [Landscape](#) 11520x2160 & [Portrait](#) 2160x11520



For a (6x2 2K) configuration, possible setups include: #3

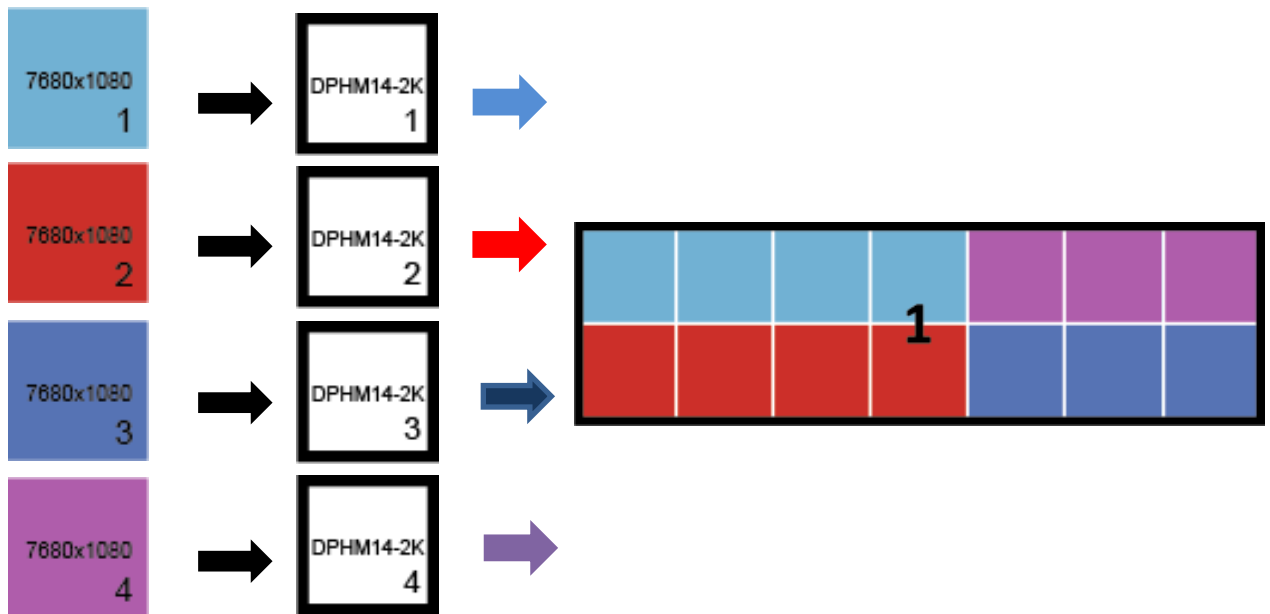
- 1x [DPHM13\\_2K](#) unit; and
- 1x 5760x1080 outputs from the GPU (as inputs to the DPHM13\_2K units)
- 1x [DPHM39\\_2K](#) unit; and
- 3x 5760x1080 outputs from the GPU (as inputs to the DPHM39\_2K units)
- Enable [Surround](#) or [Mosaic](#) Combine to One Large Desktop 11520X2160
- Support [Landscape](#) 11520x2160 & [Portrait](#) 2160x11520



## 7x2 configuration

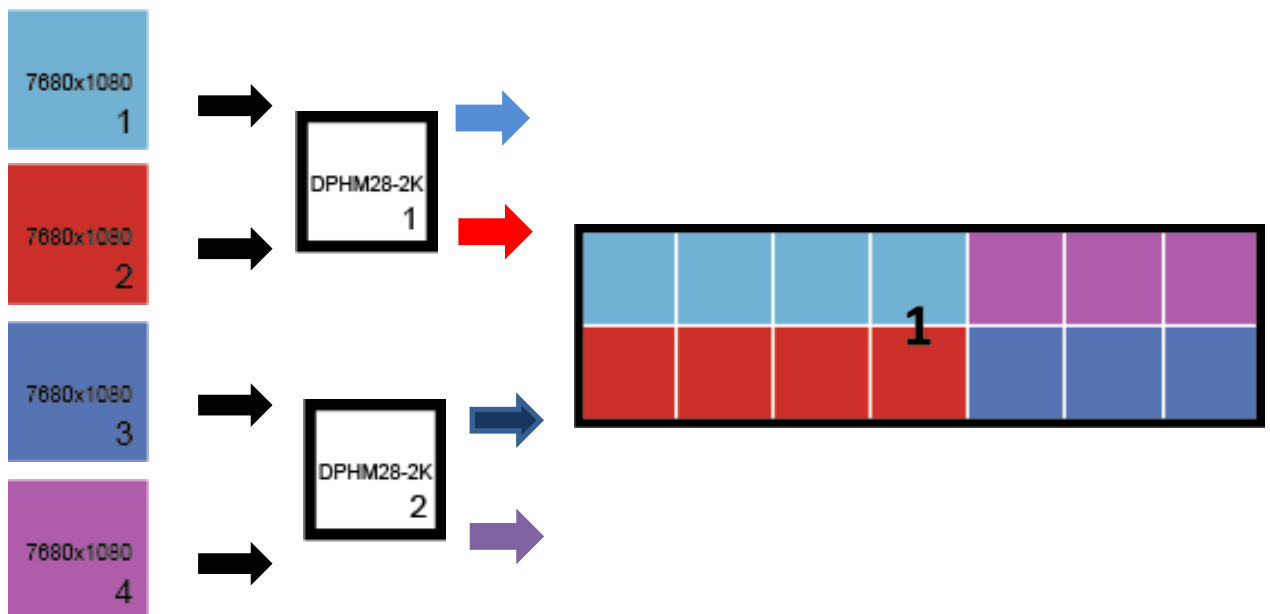
For a (7x2 2K) configuration, possible setups include: #1

- 4x [DPHM14\\_2K](#) units; and
- 4x 7680x1080 outputs from the GPU (as inputs to the DPHM14\_2K units)
- Enable [Mosaic](#) Combine to One Large Desktop 15360X2160
- Turn on [Pixel Overlay](#) to make 13440x2160 (NV Quadro Card)
- Support [Landscape](#) 13440x2160 & [Portrait](#) 2160x13440



For a (7x2 2K) configuration, possible setups include: #2

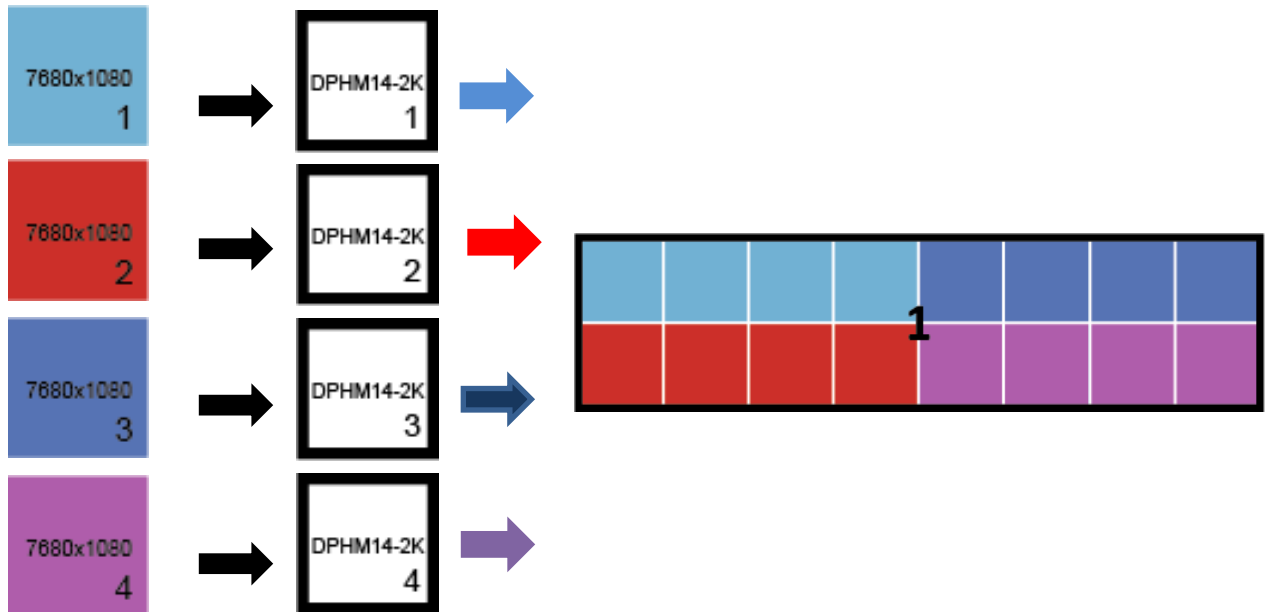
- 2x [DPHM28\\_2K](#) units; and
- 4x 7680x1080 outputs from the GPU (as inputs to the DPHM28\_2K units)
- Enable [Mosaic](#) Combine to One Large Desktop 15360X2160
- Turn on [Pixel Overlay](#) to make 13440x2160 (NV Quadro Card)
- Support [Landscape](#) 13440x2160 & [Portrait](#) 2160x13440



## 8x2 configuration

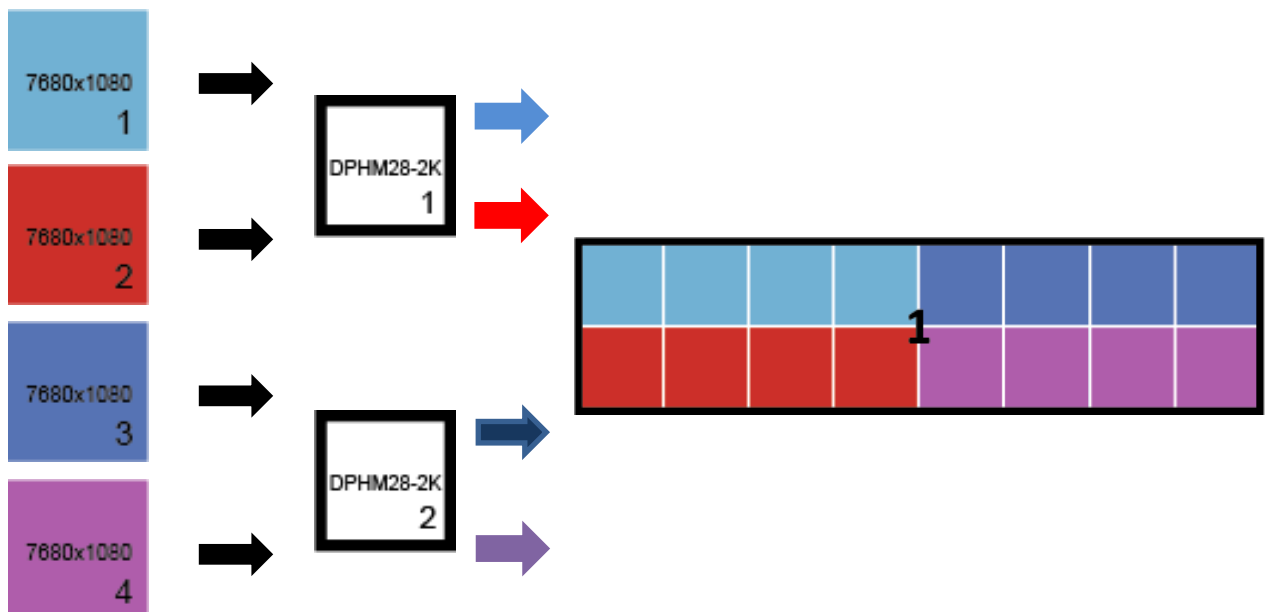
For a (8x2 2K) configuration, possible setups include: #1

- 4x [DPHM14\\_2K](#) units; and
- 4x 7680x1080 outputs from the GPU (as inputs to the DPHM14\_2K units)
- Enable [Surround](#) or [Mosaic](#) Combine to One Large Desktop 15360X2160
- Support [Landscape](#) 15360x2160 & [Portrait](#) 2160x15360



For a (8x2 2K) configuration, possible setups include: #2

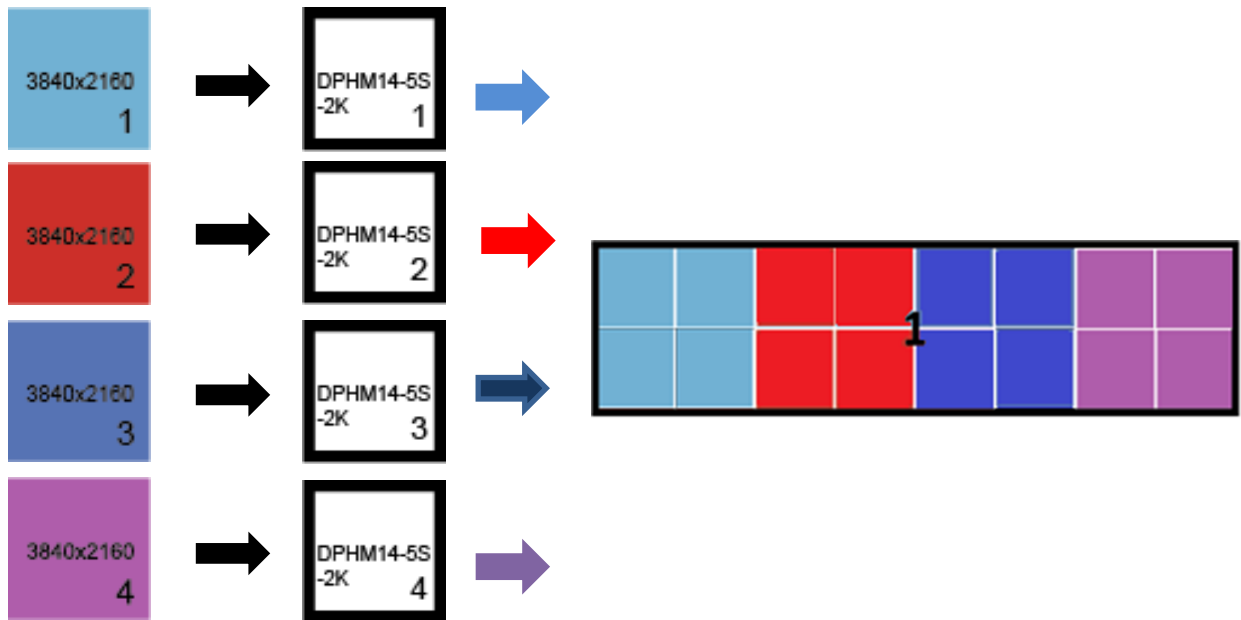
- 2x [DPHM28\\_2K](#) units; and
- 4x 7680x1080 outputs from the GPU (as inputs to the DPHM28\_2K units)
- Enable [Surround](#) or [Mosaic](#) Combine to One Large Desktop 15360X2160
- Support [Landscape](#) 15360x2160 & [Portrait](#) 2160x15360





For a (8x2 2K) configuration, possible setups include: #3

- 4x [DPHM14\\_5S\\_2K](#) units; and
- 4x 3840x2160 outputs from the GPU (as inputs to the DPHM14\_5S\_2K units)
- Enable [Surround](#) or [Mosaic](#) Combine to One Large Desktop 15360X2160
- Support [Landscape](#) 15360x2160 & [Portrait](#) 2160x15360



## X3 Configuration

### 1x3 configuration

For a (1x3 2K) configuration, possible setups include:

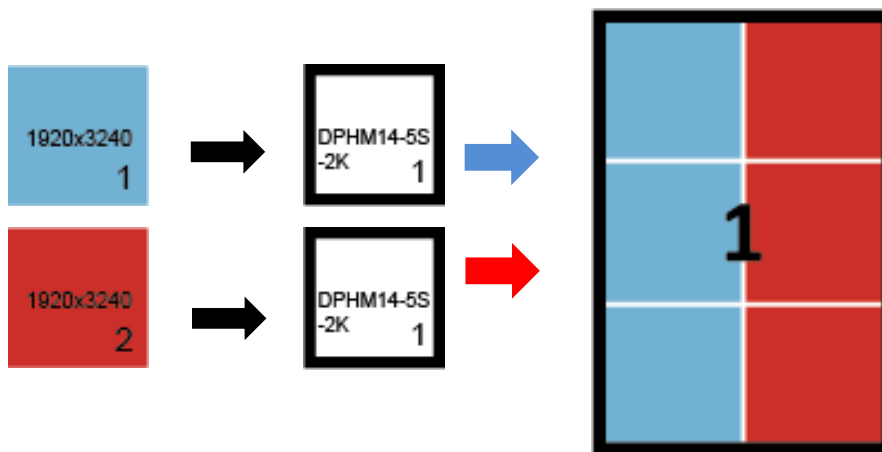
- 1x [DPHM14-5S\\_2K](#) unit; and
- 1x 1920x3240 outputs from the GPU (as input to the DPHM14-5S\_2K unit)
- Support [Landscape](#) 1920x3240 & [Portrait](#) 3240x1920



### 2x3 configuration

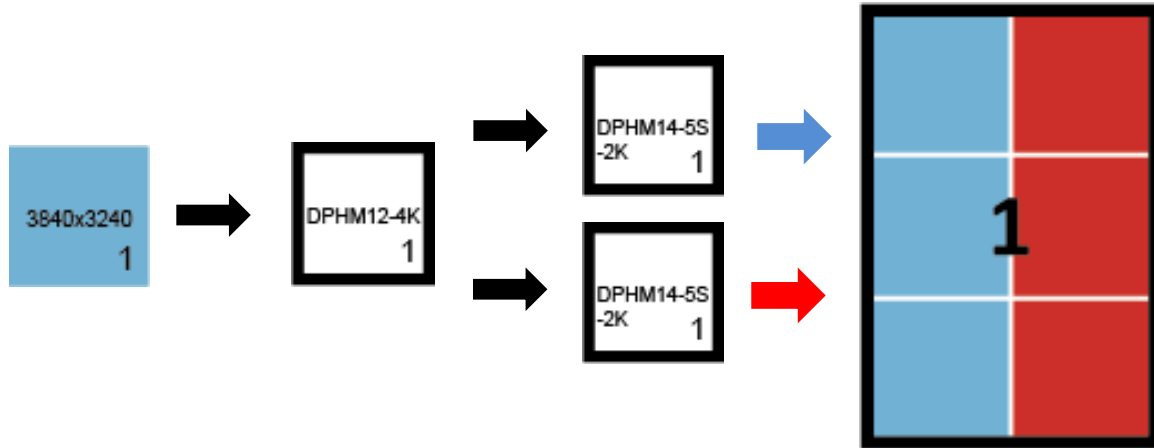
For a (2x3 2K) configuration, possible setups include:

- 2x [DPHM14-5S\\_2K](#) units; and
- 2x 1920x3240 outputs from the GPU (as inputs to the DPHM14-5S\_2K units)
- Enable [Surround](#) or [Mosaic](#) Combine to One Large Desktop 3840X3240
- Support [Landscape](#) 3840x3240 & [Portrait](#) 3240x3840



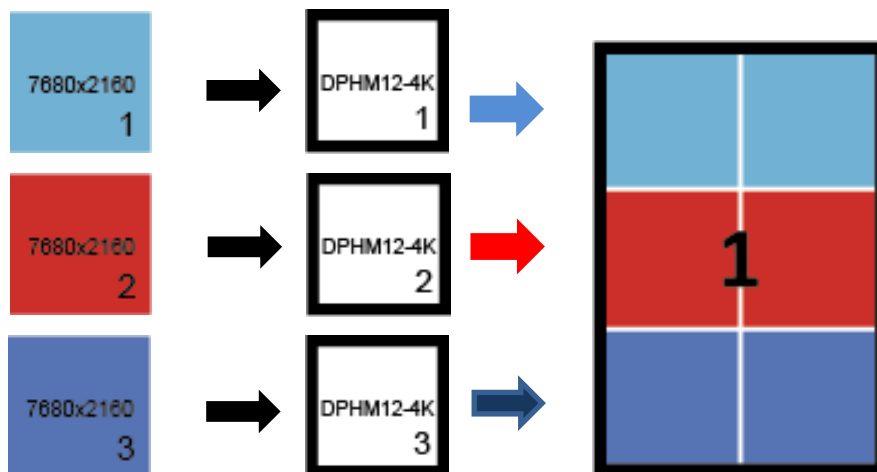
For a (2x3 2K) configuration, possible setups include: #2

- 1x [DPHM12\\_4K](#) units; and
- 1x 3840x3240 outputs from the GPU (as inputs to the DPHM12\_4K units)
- 2x [DPHM14-5S\\_2K](#) units
- 2x 1920x3240 outputs from the DPHM12\_4K (as inputs to the DPHM14-5S\_2K units)
- Enable [Surround](#) or [Mosaic](#) Combine to One Large Desktop 3840X3240
- Support [Landscape](#) 3840x3240 & [Portrait](#) 3240x3840



For a (2x3 4K) configuration, possible setups include:

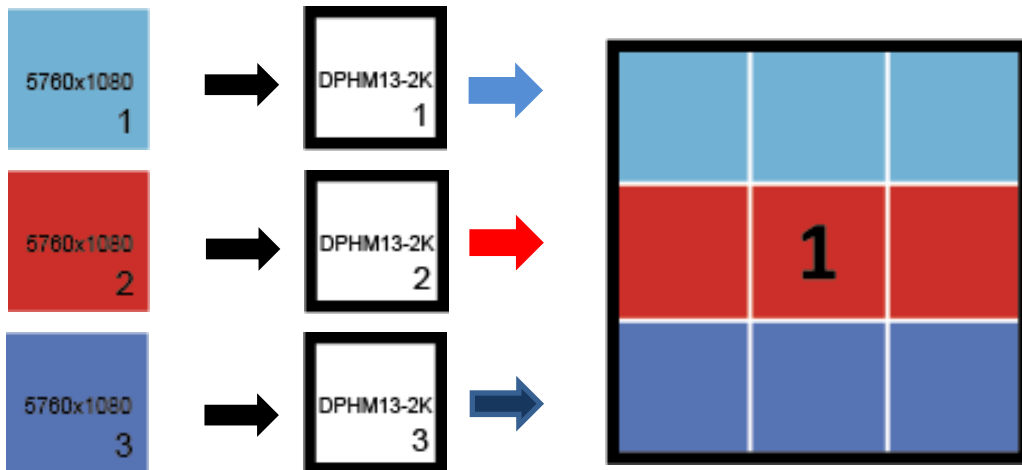
- 3x [DPHM12\\_4K](#) units; and
- 3x 7680x2160 outputs from the GPU (as inputs to the DPHM12\_4K units)
- Enable [Surround](#) or [Mosaic](#) Combine to One Large Desktop 7680X6480
- Support [Landscape](#) 7680x6480 & [Portrait](#) 6480x7680



### 3x3 configuration

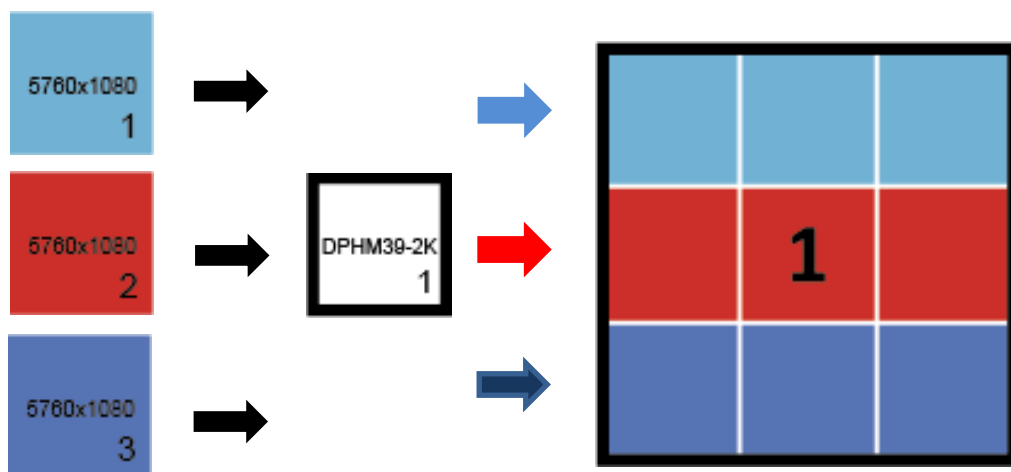
For a (3x3 2K) configuration, possible setups include: #1

- 3x [DPHM13\\_2K](#) units; and
- 3x 5760x1080 outputs from the GPU (as inputs to the DPHM13\_2K units)
- Enable [Surround](#) or [Mosaic](#) Combine to One Large Desktop 5760X3240
- Support [Landscape](#) 5760x3240 & [Portrait](#) 3240x5760



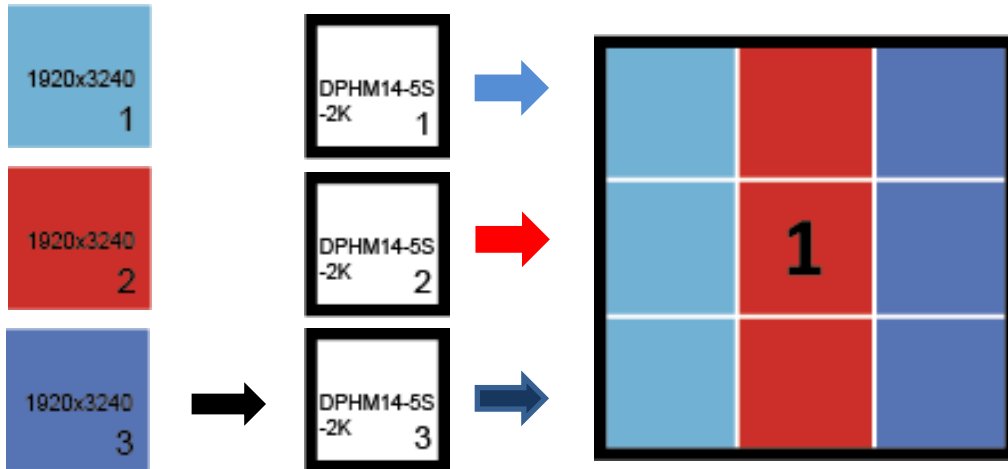
For a (3x3 2K) configuration, possible setups include: #2

- 1x [DPHM39\\_2K](#) unit; and
- 3x 5760x1080 outputs from the GPU (as inputs to the DPHM39\_2K units)
- Enable [Surround](#) or [Mosaic](#) Combine to One Large Desktop 5760X3240
- Support [Landscape](#) 5760x3240 & [Portrait](#) 3240x5760



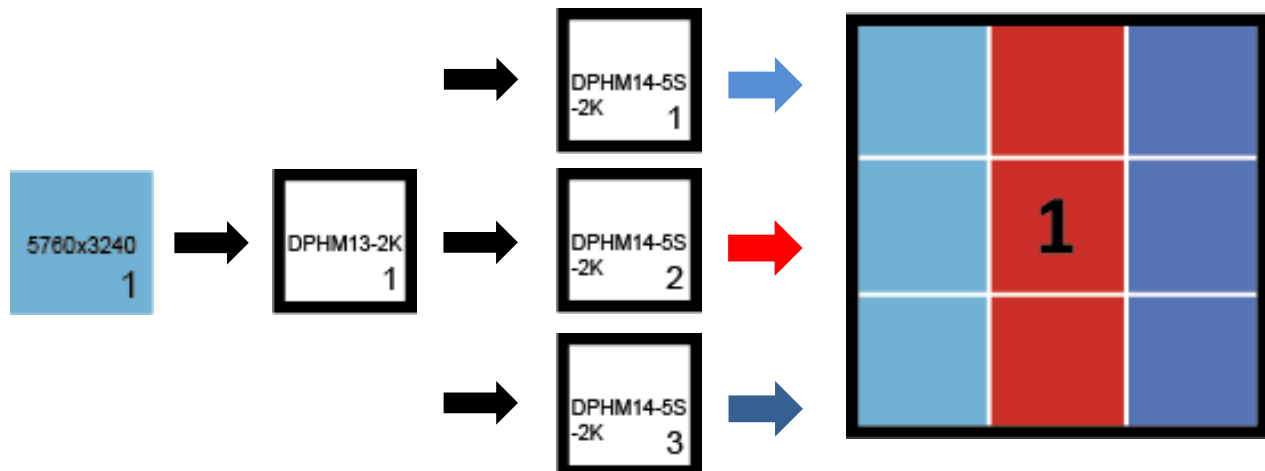
For a (3x3 2K) configuration, possible setups include: #2

- 3x [DPHM14\\_5S\\_2K](#) unit; and
- 3x 1920x3240 outputs from the GPU (as inputs to the DPH14\_5S\_2K units)
- Enable [Surround](#) or [Mosaic](#) Combine to One Large Desktop 5760X3240
- Support [Landscape](#) 5760x3240 & [Portrait](#) 3240x5760



For a (3x3 2K) configuration, possible setups include: #3

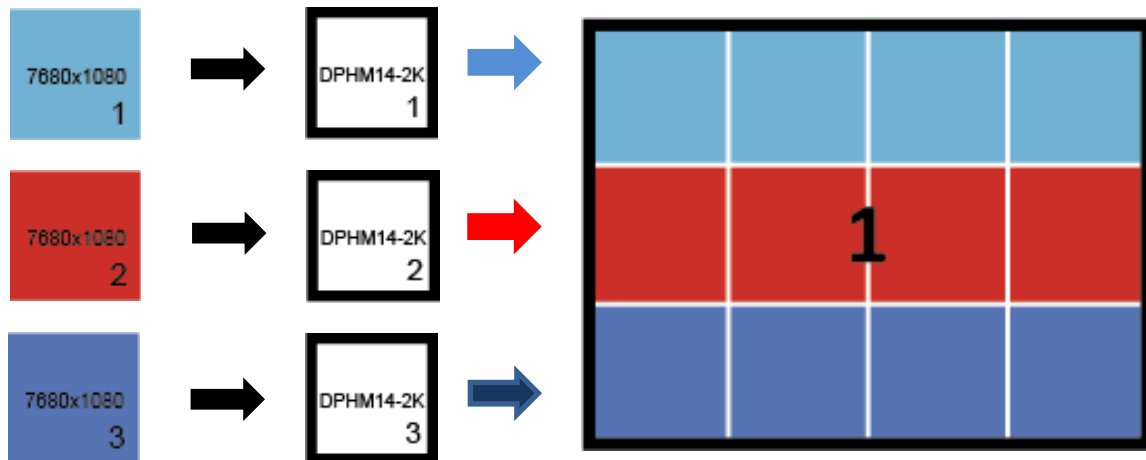
- 1x [DPHM13\\_2K](#) units; and
- 1x 5760x3240 outputs from the GPU (as inputs to the DPH13\_2K units)
- 3x [DPHM14-5S\\_2K](#) units
- 3x 1920x3240 outputs from the DPHM13\_2K (as inputs to the DPHM14-5S\_2K units)
- Enable [Surround](#) or [Mosaic](#) Combine to One Large Desktop 5760X3240
- Support [Landscape](#) 5760x3240 & [Portrait](#) 3240x5760



## 4x3 configuration

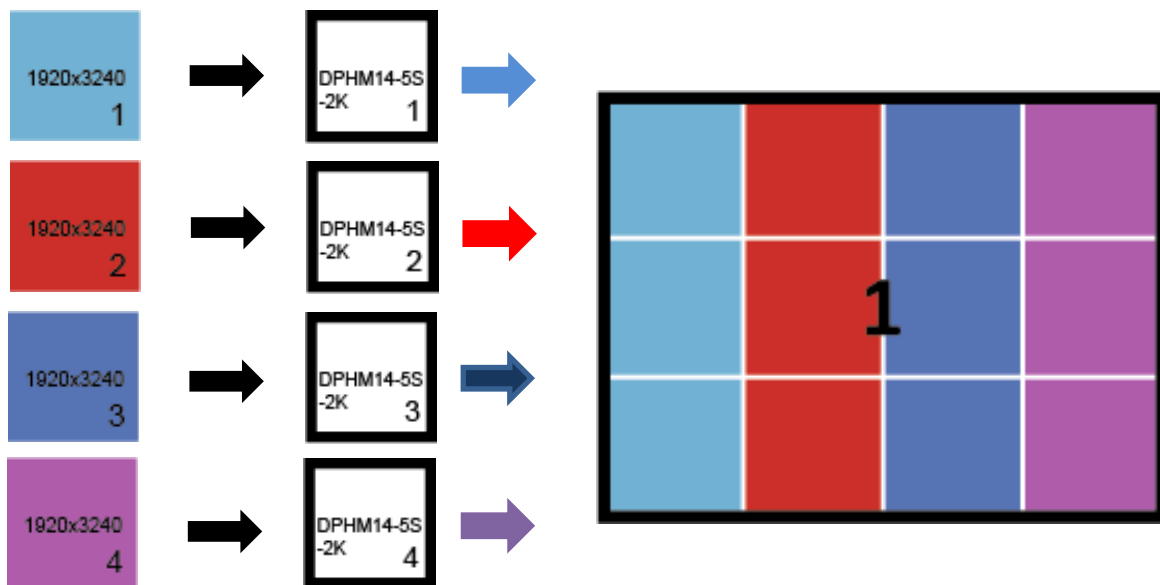
For a (4x3 2K) configuration, possible setups include: #1

- 3x [DPHM14\\_2K](#) units; and
- 3x 7680x1080 outputs from the GPU (as inputs to the DPHM14\_2K units)
- Enable [Surround](#) or [Mosaic](#) Combine to One Large Desktop 7680X3240
- Support [Landscape](#) 7680x3240 & [Portrait](#) 3240x7680



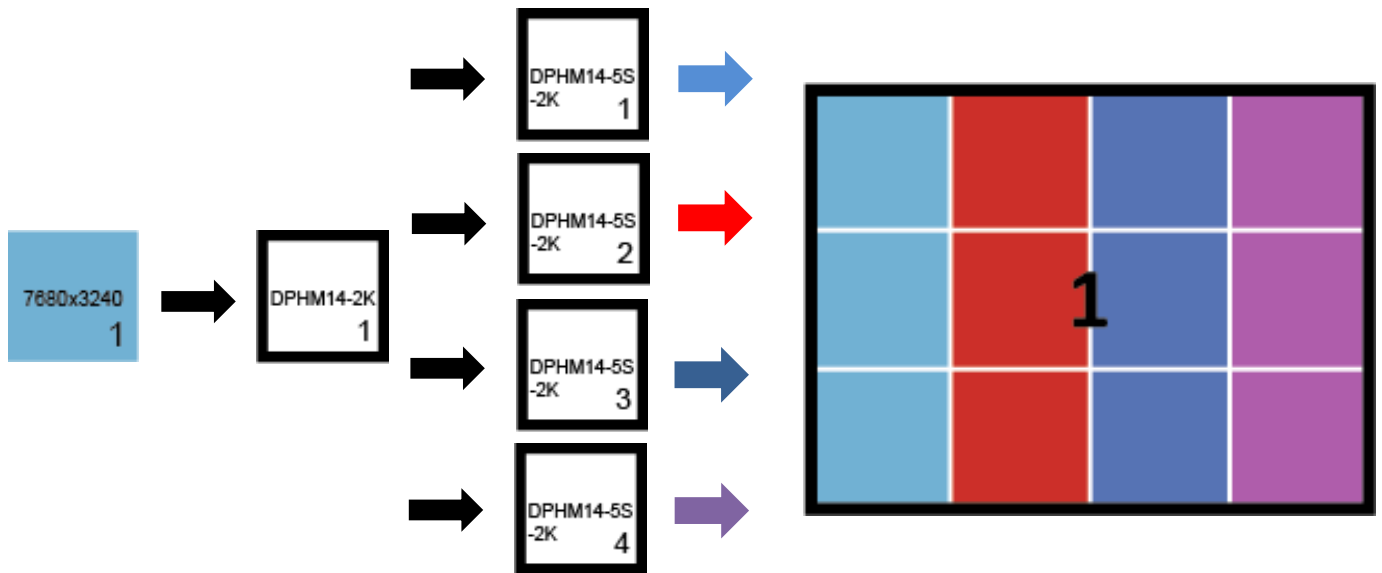
For a (4x3 2K) configuration, possible setups include: #2

- 4x [DPHM14-5S\\_2K](#) units; and
- 4x 1920x3240 outputs from the GPU (as inputs to the DPHM14-5S\_2K units)
- Enable [Surround](#) or [Mosaic](#) Combine to One Large Desktop 7680X3240
- Support [Landscape](#) 7680x3240 & [Portrait](#) 3240x7680



For a (4x3 2K) configuration, possible setups include: #3

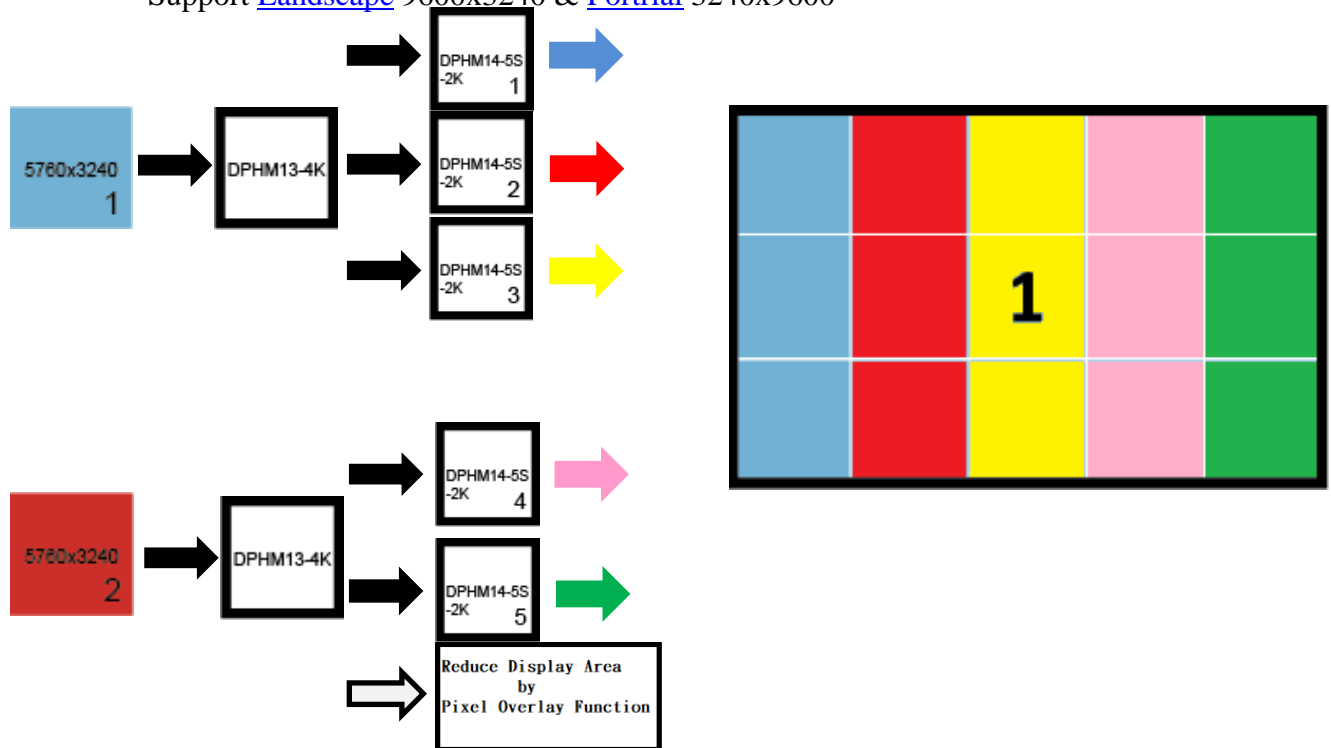
- 1x [DPHM14\\_2K](#) units; and
- 1x 7680x3240 outputs from the GPU (as inputs to the DPHM14\_2K units)
- 4x [DPHM14-5S\\_2K](#) units
- 4x 1920x3240 outputs from the DPHM14\_2K (as inputs to the DPHM14-5S\_2K units)
- Enable [Surround](#) or [Mosaic](#) Combine to One Large Desktop 7680X3240
- Support [Landscape](#) 7680x3240 & [Portrait](#) 3240x7680



## 5x3 configuration

For a (5x3 2K) configuration, possible setups include: #1

- 2x [DPHM13\\_4K](#) units; and
- 2x 5760x3240 outputs from the GPU (as inputs to the DPHM13\_4K units)
- 5x [DPHM14-5S\\_2K](#) units; and
- 5x 1920x3240 outputs from the DPHM13\_4K (as inputs to the DPHM14-5S\_2K units)
- Enable [Mosaic](#) Combine to One Large Desktop 11520X3240
- Turn on [Pixel Overlay](#) to make 9600x3240 (NV Quadro Card)
- Support [Landscape](#) 9600x3240 & [Portrait](#) 3240x9600

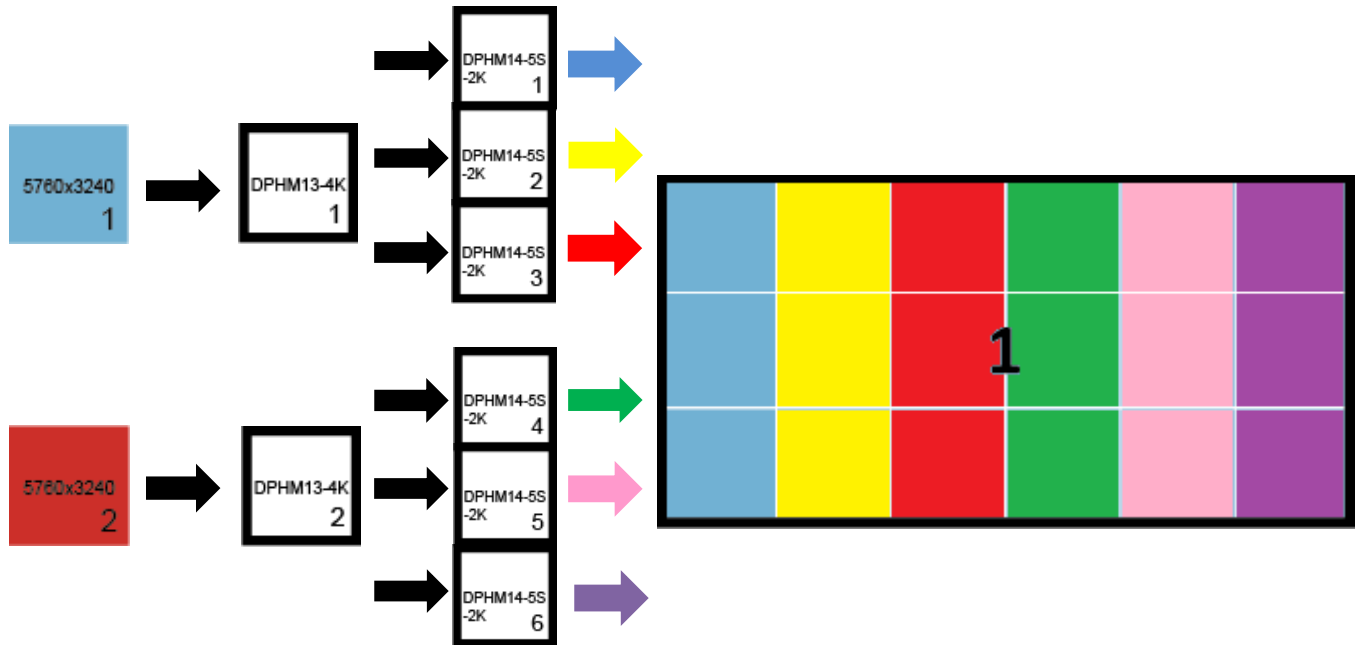




## 6x3 configuration

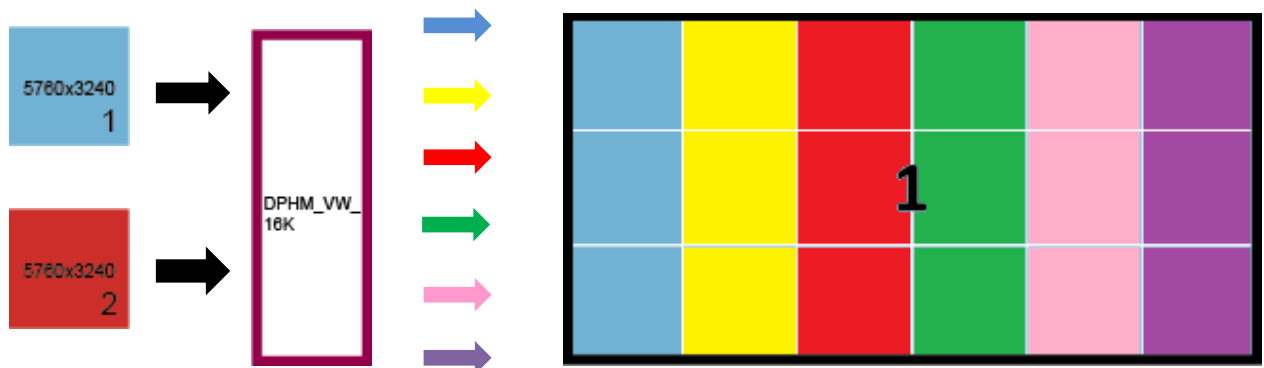
For a (6x3 2K) configuration, possible setups include:

- 2x [DPHM13\\_4K](#) units; and
- 2x 5760x3240 outputs from the GPU (as inputs to the DPHM13\_4K units)
- 6x [DPHM14-5S\\_2K](#) units; and
- 6x 1920x3240 outputs from the DPHM13\_4K (as inputs to the DPHM14-5S\_2K units)
- Enable [Surround](#) or [Mosaic](#) Combine to One Large Desktop 11520X3240
- Support [Landscape](#) 11520x3240 & [Portrait](#) 3240x11520



For a (6x3 2K) configuration, possible setups include: #2

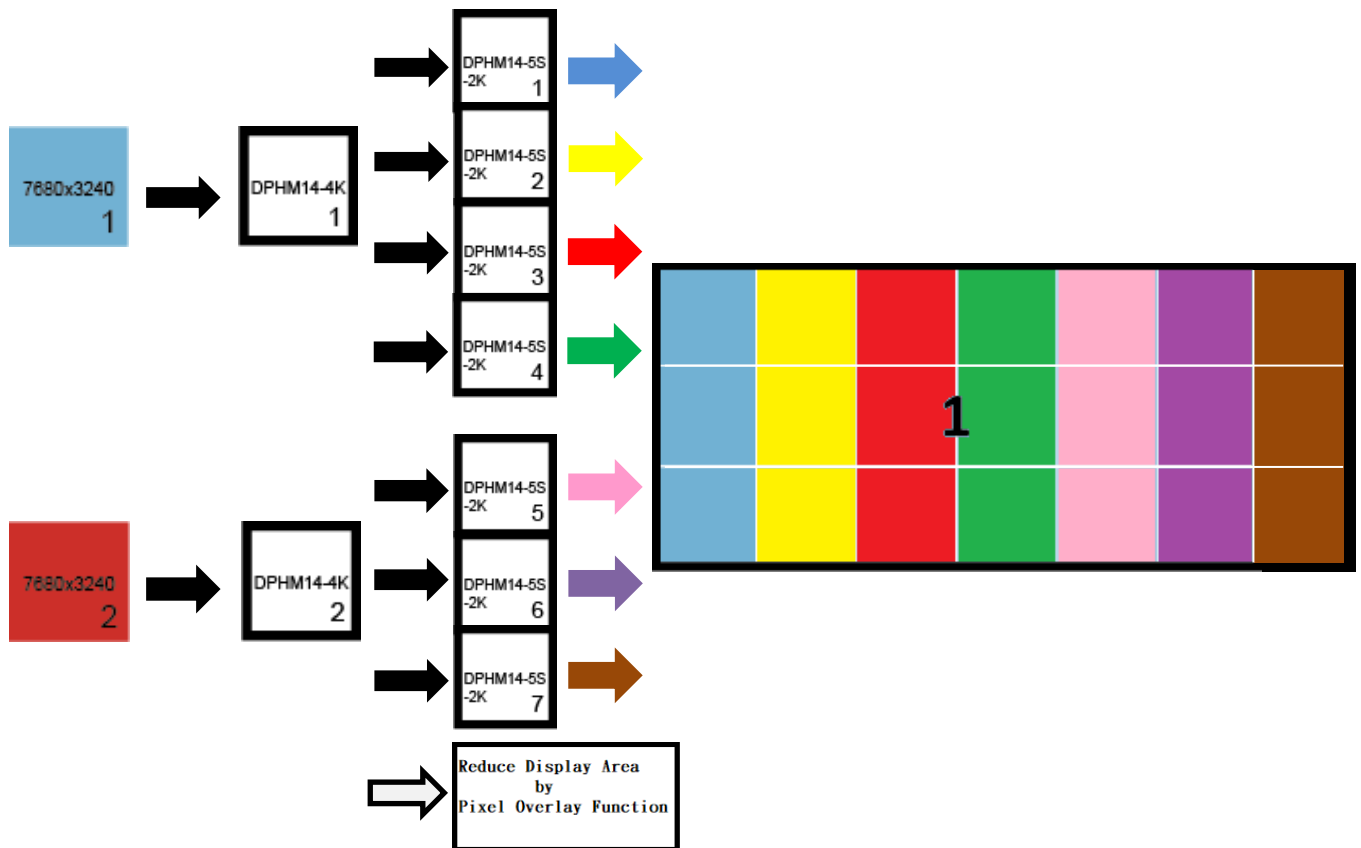
- 1x [DPHM\\_VW\\_16K](#) units; and
- 2x 5760x3240 outputs from the GPU (as inputs to the DPHM\_VW\_16K units)
- 18 x 1920x1080 Output
- Enable [Surround](#) or [Mosaic](#) Combine to One Large Desktop 11520X3240
- Support [Landscape](#) 11520x3240 & [Portrait](#) 3240x11520



## 7x3 configuration

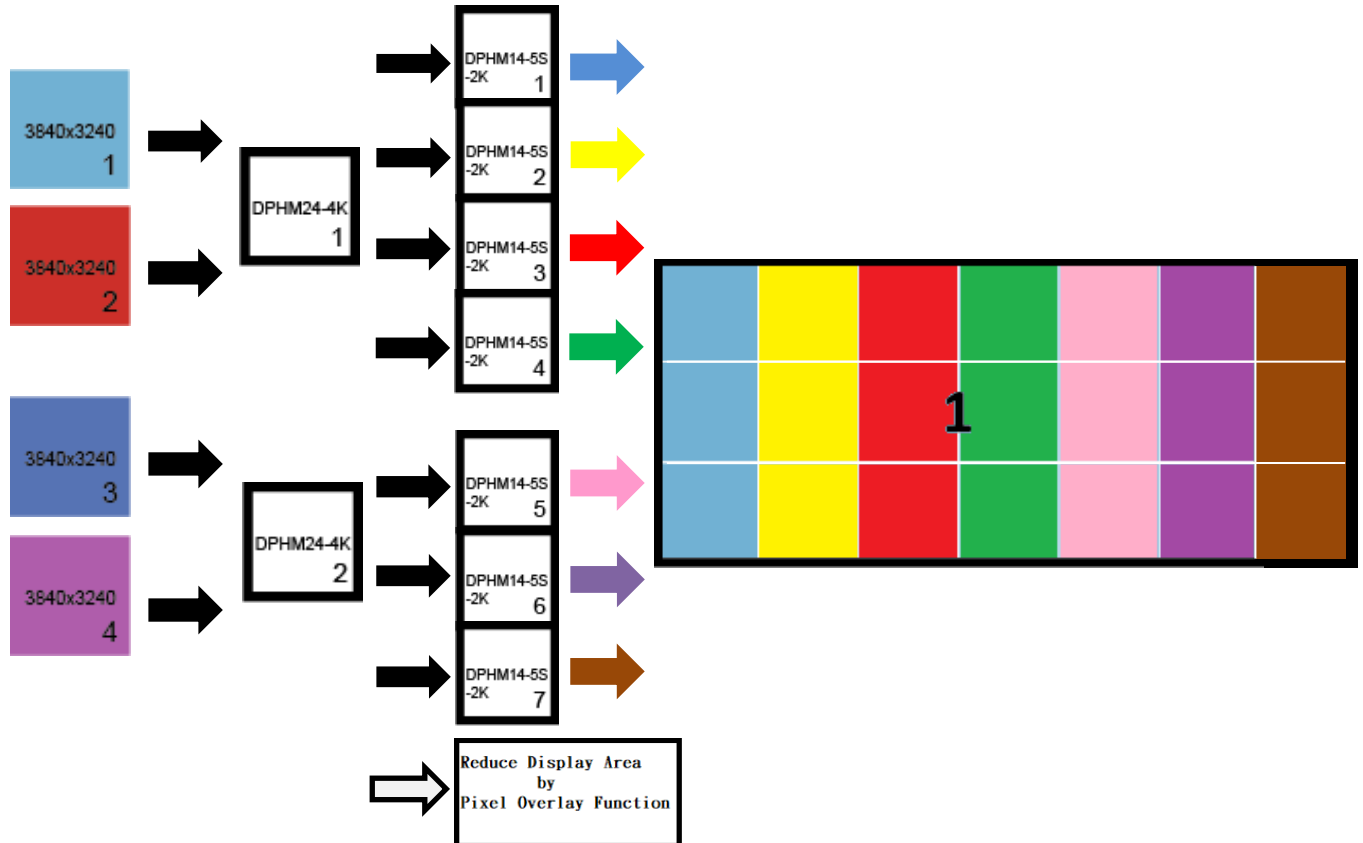
For a (7x3 2K) configuration, possible setups include: #1

- 2x [DPHM14\\_4K](#) units; and
- 2x 7680x3240 outputs from the GPU (as inputs to the DPHM14\_4K units)
- 7x [DPHM14-5S\\_2K](#) units; and
- 7x 1920x3240 outputs from the DPHM14\_4K (as inputs to the DPHM14-5S\_2K units)
- Enable [Mosaic](#) Combine to One Large Desktop 15360X3240
- Turn on [Pixel Overlay](#) to make 13440x3240 (NV Quadro Card)
- Support [Landscape](#) 13440x3240 & [Portrait](#) 3240x13440



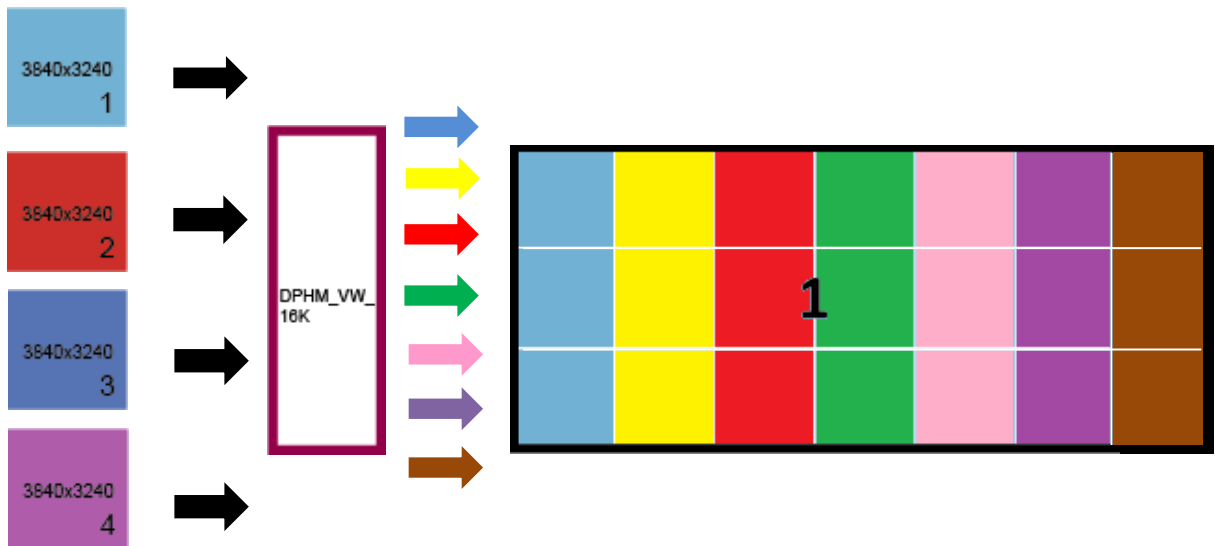
For a (7x3 2K) configuration, possible setups include: #2

- 2x [DPHM24\\_4K](#) units; and
- 4x 3840x3240 outputs from the GPU (as inputs to the DPHM24\_4K units)
- 7x [DPHM14-5S\\_2K](#) units; and
- 7x 1920x3240 outputs from the DPHM14\_4K (as inputs to the DPHM14-5S\_2K units)
- Enable [Mosaic](#) Combine to One Large Desktop 15360X3240
- Turn on [Pixel Overlay](#) to make 13440x3240 (NV Quadro Card)
- Support [Landscape](#) 13440x3240 & [Portrait](#) 3240x13440



For a (7x3 2K) configuration, possible setups include: #2

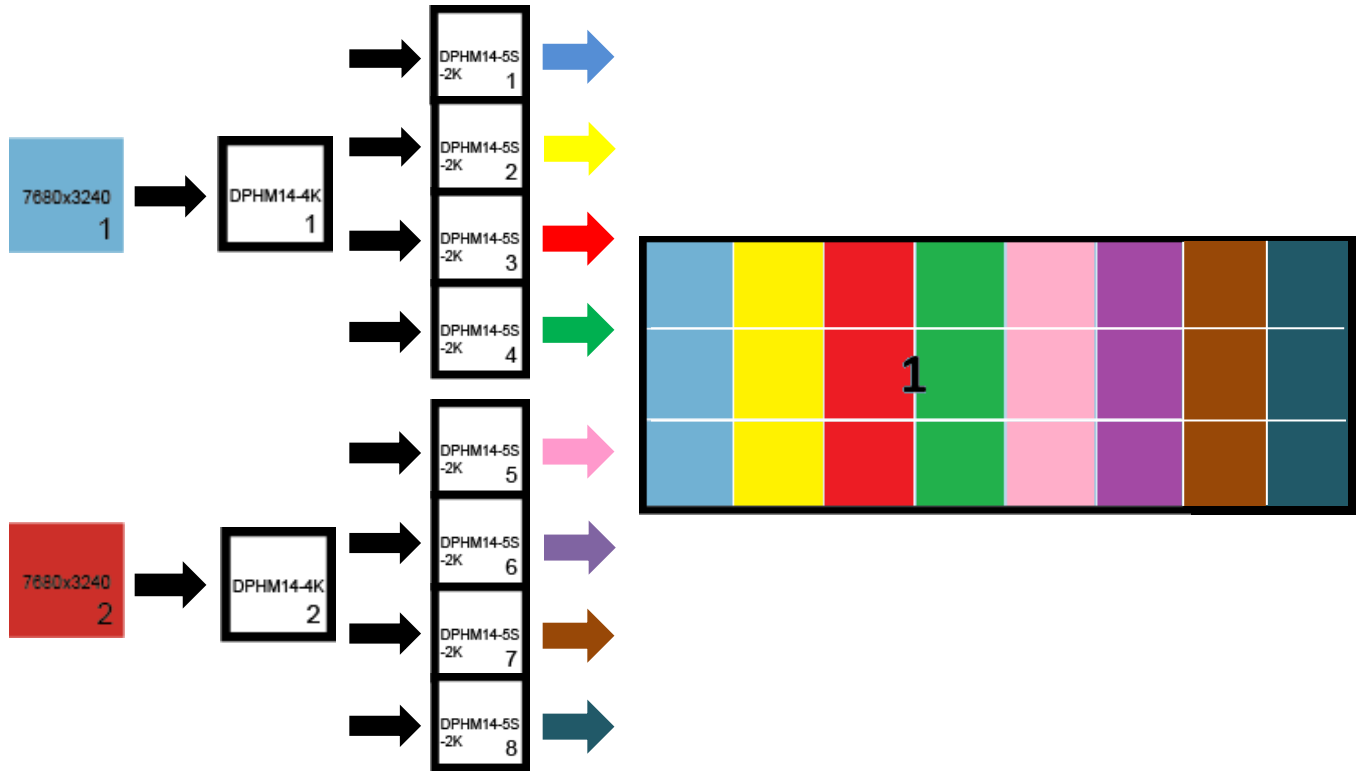
- 1x [DPHM\\_VW\\_16K](#) units; and
- 4x 3840x3240 outputs from the GPU (as inputs to the DPHMVW\_16K units)
- 21x 1920x1080 Output
- Enable [Mosaic](#) Combine to One Large Desktop 15360X3240
- Turn on [Pixel Overlay](#) to make 13440x3240 (NV Quadro Card)
- Support [Landscape](#) 13440x3240 & [Portrait](#) 3240x13440



## 8x3 configuration

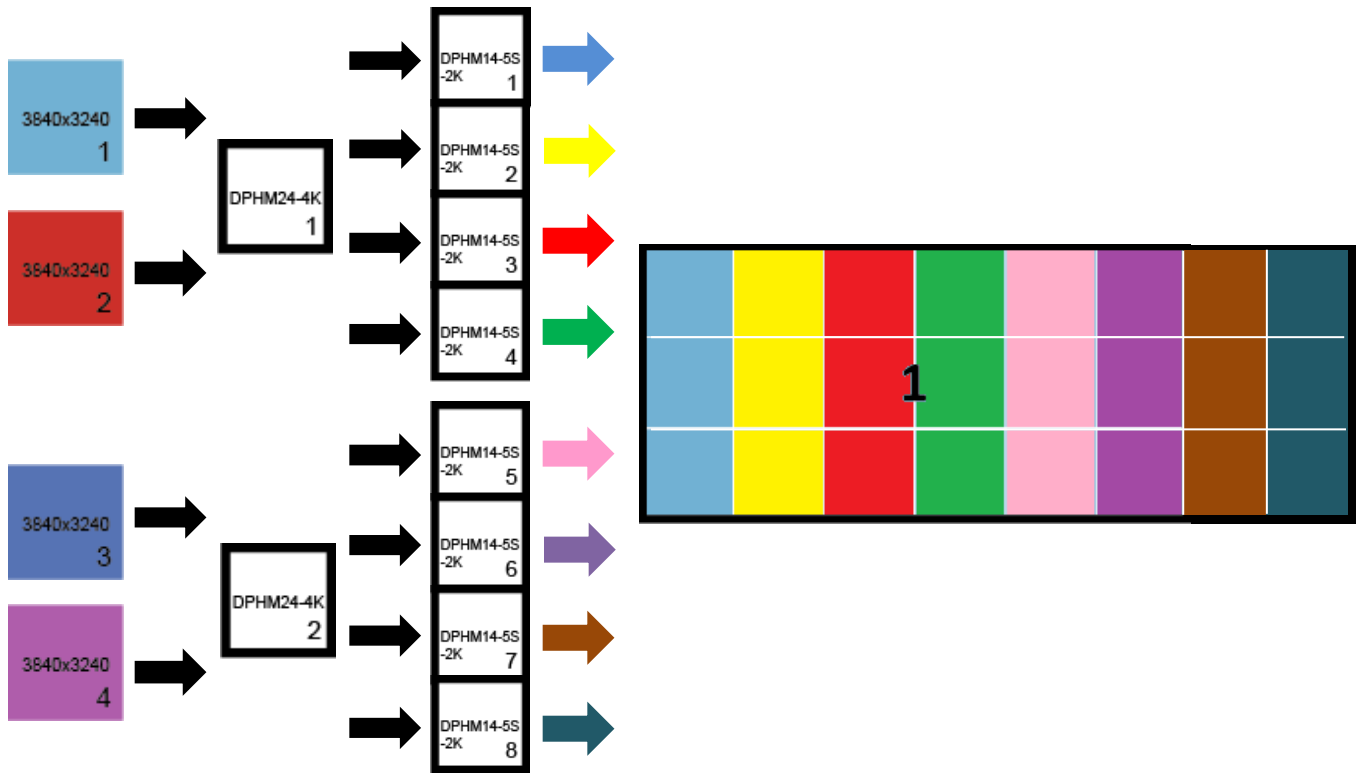
For a (8x3 2K) configuration, possible setups include: #1

- 2x [DPHM14\\_4K](#) units; and
- 2x 7680x3240 outputs from the GPU (as inputs to the DPHM14\_4K units)
- 8x [DPHM14-5S\\_2K](#) units
- 8x 1920x3240 outputs from the DPHM14\_4K (as inputs to the DPHM14-5S\_2K units)
- Enable [Surround](#) or [Mosaic](#) Combine to One Large Desktop 15360X3240
- Support [Landscape](#) 15360x3240 & [Portrait](#) 3240x15360



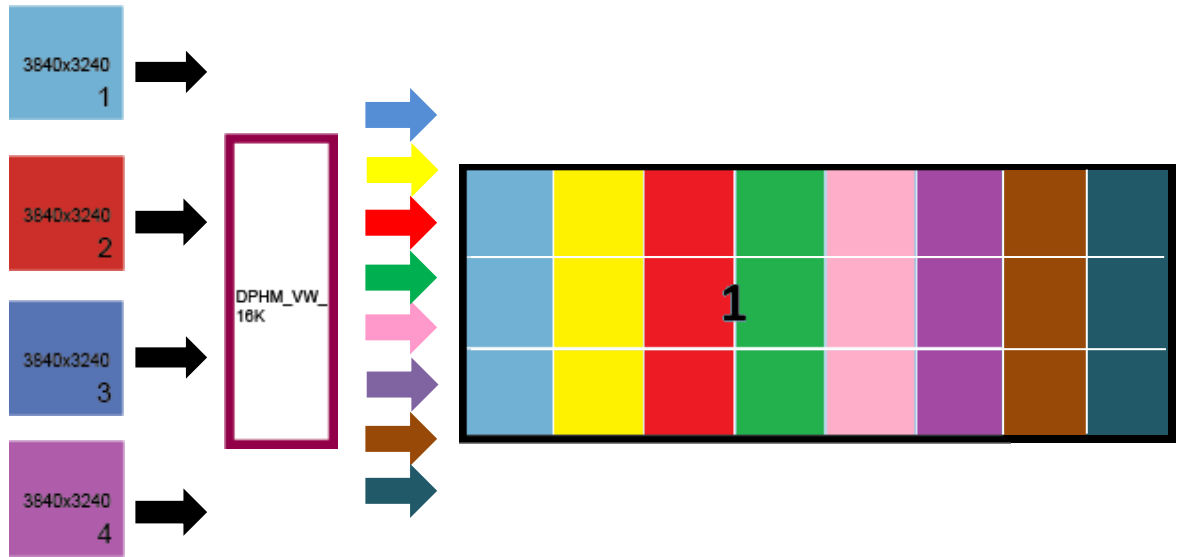
For a (8x3 2K) configuration, possible setups include: #2

- 2x [DPHM24\\_4K](#) units; and
- 4x 3840x3240 outputs from the GPU (as inputs to the DPHM24\_4K units)
- 8x [DPHM14-5S\\_2K](#) units
- 8x 1920x3240 outputs from the DPHM24\_4K (as inputs to the DPHM14-5S\_2K units)
- Enable [Surround](#) or [Mosaic](#) Combine to One Large Desktop 15360X3240
- Support [Landscape](#) 15360x3240 & [Portrait](#) 3240x15360



For a (8x3 2K) configuration, possible setups include: #3

- 1x [DPHM\\_VW\\_16K](#) units; and
- 4x 3840x3240 outputs from the GPU (as inputs to the DPHM\_VW\_16K units)
- 24 x 1920x1080 Output
- Enable [Surround](#) or [Mosaic](#) Combine to One Large Desktop 15360X3240
- Support [Landscape](#) 15360x3240 & [Portrait](#) 3240x15360

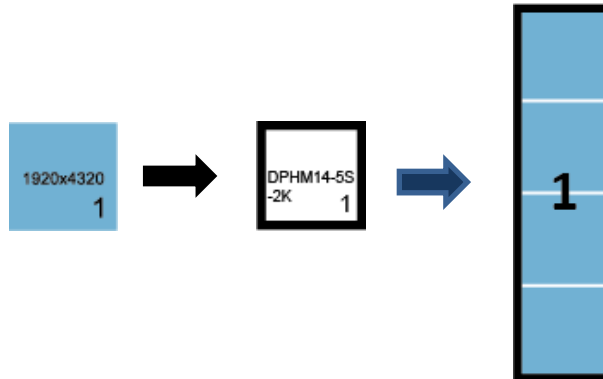


## X4 Configuration

### 1x4 configuration

For a (1x4 2K) configuration, possible setups include:

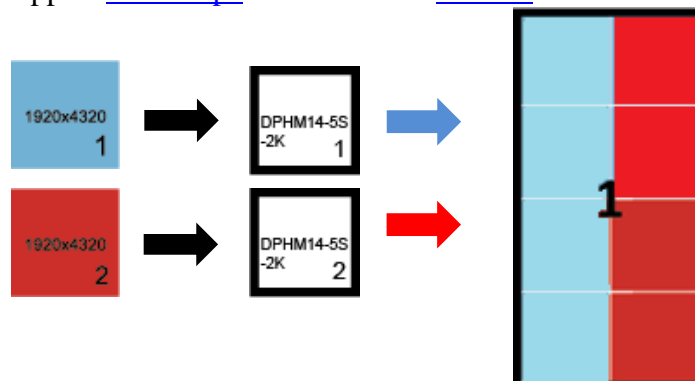
- 1x [DPHM14-5S 2K](#) units; and
- 1x 1920x4320 output from the GPU (as input to the DPHM14-5S\_2K unit)
- Support [Landscape](#) 1920x4320 & [Portrait](#) 4320x1920



### 2x4 configuration

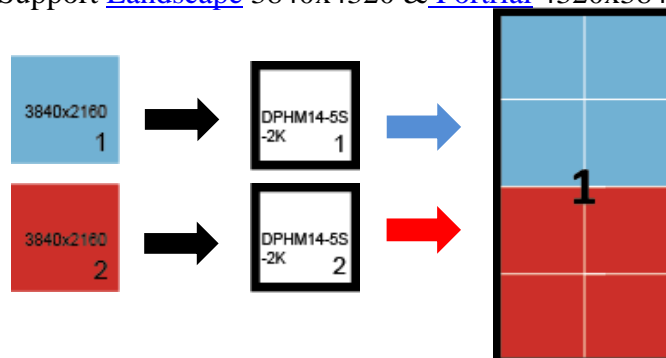
For a (2x4 2K) configuration, possible setups include: #1

- 2x [DPHM14-5S 2K](#) units; and
- 2x 1920x4320 outputs from the GPU (as inputs to the DPHM14-5S\_2K units)
- Enable [Surround](#) or [Mosaic](#) Combine to One Large Desktop 3840x4320
- Support [Landscape](#) 3840x4320 & [Portrait](#) 4320x3840



For a (2x4 2K) configuration, possible setups include: #2

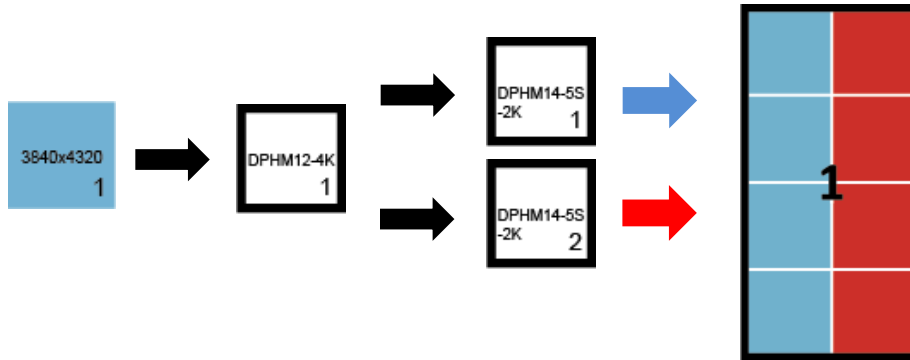
- 2x [DPHM14-5S 2K](#) units; and
- 2x 3840x2160 outputs from the GPU (as inputs to the DPHM14-5S\_2K units)
- Enable [Surround](#) or [Mosaic](#) Combine to One Large Desktop 3840x4320
- Support [Landscape](#) 3840x4320 & [Portrait](#) 4320x3840





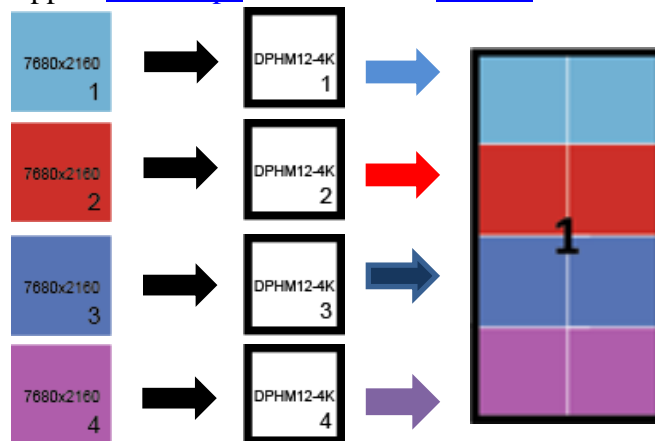
For a (2x4 2K) configuration, possible setups include: #3

- 1x [DPHM12\\_4K](#) units; and
- 1x 3840x4320 outputs from the GPU (as inputs to the DPHM12\_4K units)
- 2x [DPHM14-5S\\_2K](#) units
- 2x 1920x4320 outputs from the DPHM12\_4K (as inputs to the DPHM14-5S\_2K units)
- Enable [Surround](#) or [Mosaic](#) Combine to One Large Desktop 3840x4320
- Support [Landscape](#) 3840x4320 & [Portrait](#) 4320x3840



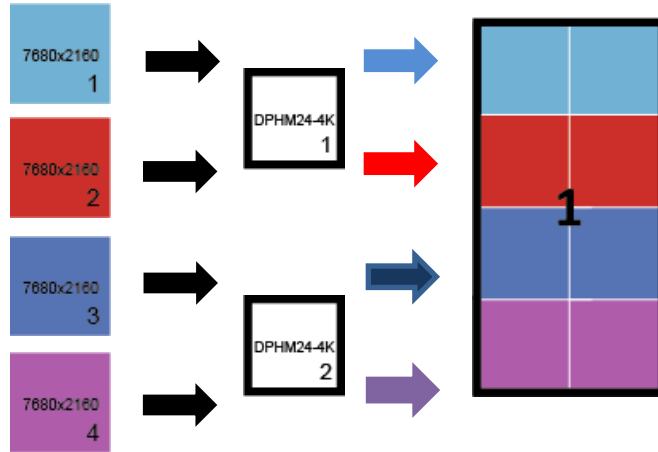
For a (2x4 4K) configuration, possible setups include: #1

- 4x [DPHM12\\_4K](#) units ; and
- 4x 7680x2160 outputs from the GPU (as inputs to the DPHM12\_4K units)
- Enable [Surround](#) or [Mosaic](#) Combine to One Large Desktop 7680x8640
- Support [Landscape](#) 7680x8640 & [Portrait](#) 8640x7680



For a (2x4 4K) configuration, possible setups include: #2

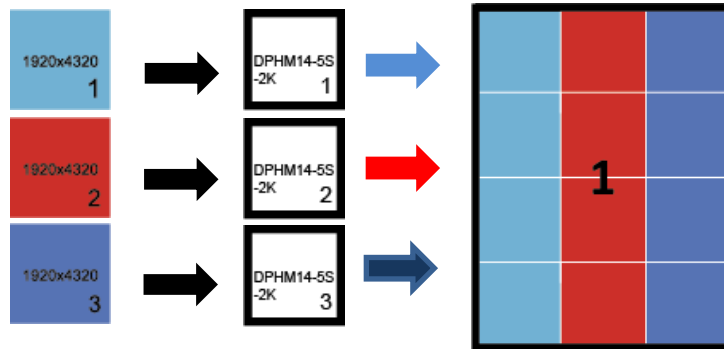
- 2xDPHM24\_4K units ; and
- 4x 7680x2160 outputs from the GPU (as inputs to the DPHM24\_4K units)
- Enable [Surround](#) or [Mosaic](#) Combine to One Large Desktop 7680x8640
- Support [Landscape](#) 7680x8640 & [Portrait](#) 8640x7680



### 3x4 configuration

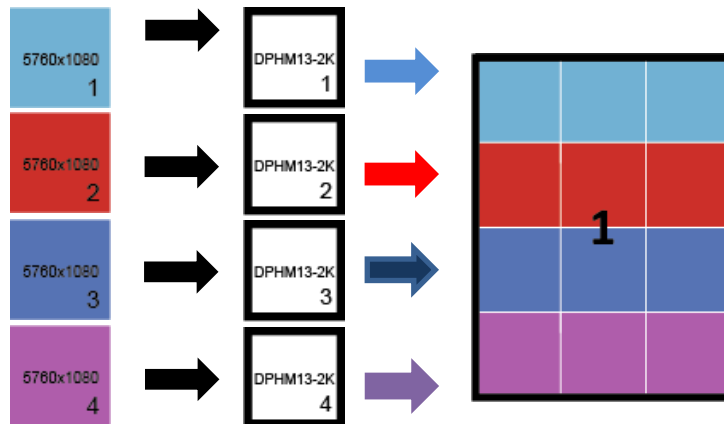
For a (3x4 2K) configuration, possible setups include: #1

- 3x [DPHM14-5S\\_2K](#) units; and
- 3x 1920x4320 outputs from the GPU (as inputs to the DPHM14-5S\_2K units)
- Enable [Surround](#) or [Mosaic](#) Combine to One Large Desktop 5760x4320
- Support [Landscape](#) 5760x4320 & [Portrait](#) 4320x5760



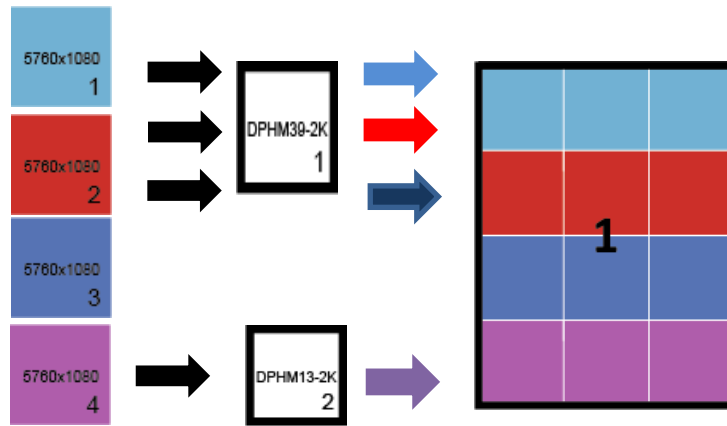
For a (3x4 2K) configuration, possible setups include: #2

- 4x [DPHM13\\_2K](#) units; and
- 4x 5760x1080 outputs from the GPU (as inputs to the DPHM13\_2K units)
- Enable [Surround](#) or [Mosaic](#) Combine to One Large Desktop 5760x4320
- Support [Landscape](#) 5760x4320 & [Portrait](#) 4320x5760



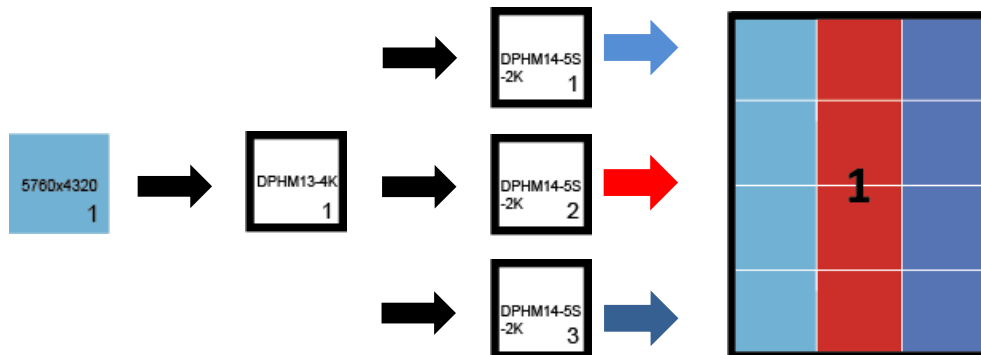
For a (3x4 2K) configuration, possible setups include: #3

- 1x [DPHM39\\_2K](#) unit; and
- 3x 5760x1080 outputs from the GPU (as inputs to the DPHM39\_2K units)
- 1x [DPHM13\\_2K](#) unit; and
- 1x 5760x1080 outputs from the GPU (as inputs to the DPHM13\_2K units)
- Enable [Surround](#) or [Mosaic](#) Combine to One Large Desktop 5760x4320
- Support [Landscape](#) 5760x4320 & [Portrait](#) 4320x5760



For a (3x4 2K) configuration, possible setups include: #4

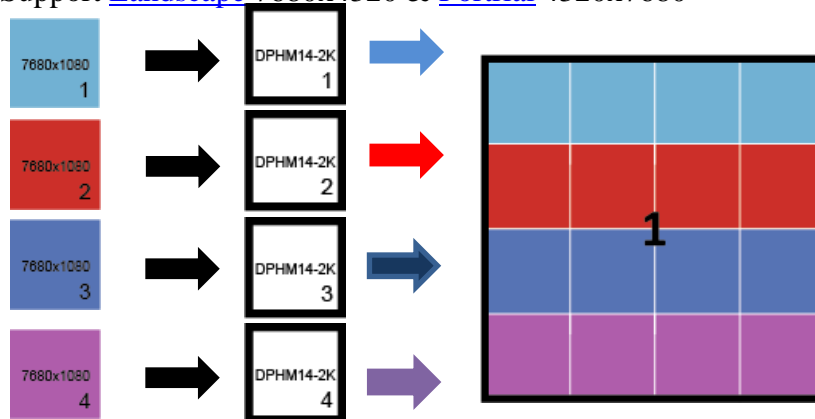
- 1x [DPHM13-4K](#) units; and
- 1x 5760x4320 outputs from the GPU (as inputs to the DPHM13\_4K units)
- 3x [DPHM14-5S\\_2K](#) units
- 3x 1920x4320 outputs from the DPHM13\_4K (as inputs to the DPHM14-5S\_2K units)
- Enable [Surround](#) or [Mosaic](#) Combine to One Large Desktop 5760x4320
- Support [Landscape](#) 5760x4320 & [Portrait](#) 4320x5760



## 4x4 configuration

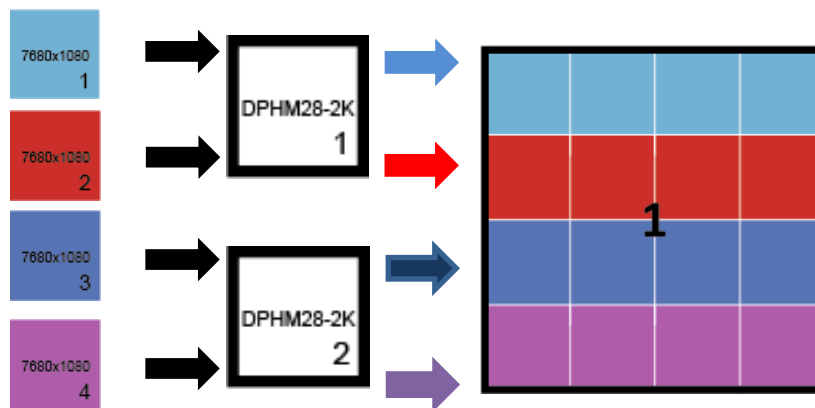
For a (4x4 2K) configuration, possible setups include: #1

- 4x [DPHM14\\_2K](#) units; and
- 4x 7680x1080 outputs from the GPU (as inputs to the DPHM14\_2K units)
- Enable [Surround](#) or [Mosaic](#) Combine to One Large Desktop 7680x4320
- Support [Landscape](#) 7680x4320 & [Portrait](#) 4320x7680



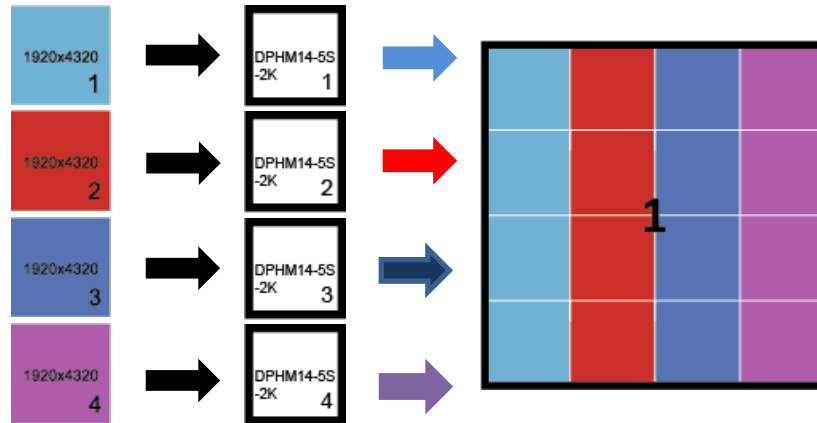
For a (4x4 2K) configuration, possible setups include: #2

- 2x [DPHM28\\_2K](#) units; and
- 4x 7680x1080 outputs from the GPU (as inputs to the DPHM28\_2K units)
- Enable [Surround](#) or [Mosaic](#) Combine to One Large Desktop 7680x4320
- Support [Landscape](#) 7680x4320 & [Portrait](#) 4320x7680



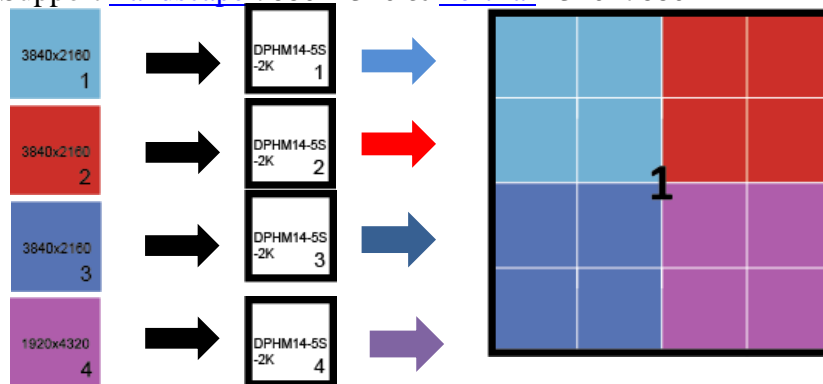
For a (4x4 2K) configuration, possible setups include: #3

- 4x [DPHM14-5S\\_2K](#) units; and
- 4x 1920x4320 outputs from the GPU (as inputs to the DPHM14-5S\_2K units)
- Enable [Surround](#) or [Mosaic](#) Combine to One Large Desktop 7680x4320
- Support [Landscape](#) 7680x4320 & [Portrait](#) 4320x7680



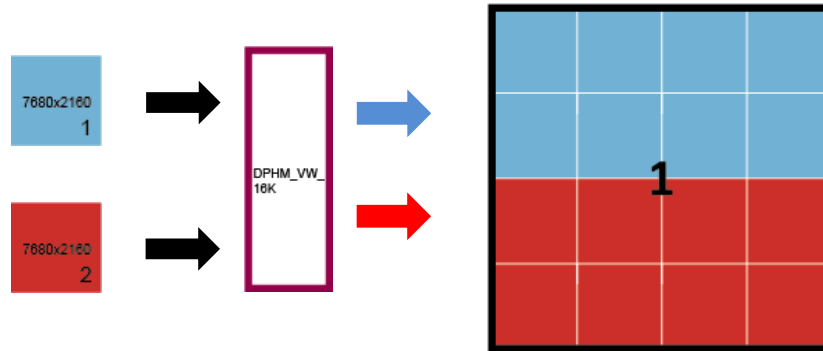
For a (4x4 2K) configuration, possible setups include: #4

- 4x [DPHM14-5S\\_2K](#) units; and
- 4x 3840x2160 outputs from the GPU (as inputs to the DPHM14-5S\_2K units)
- Enable [Surround](#) or [Mosaic](#) Combine to One Large Desktop 7680x4320
- Support [Landscape](#) 7680x4320 & [Portrait](#) 4320x7680



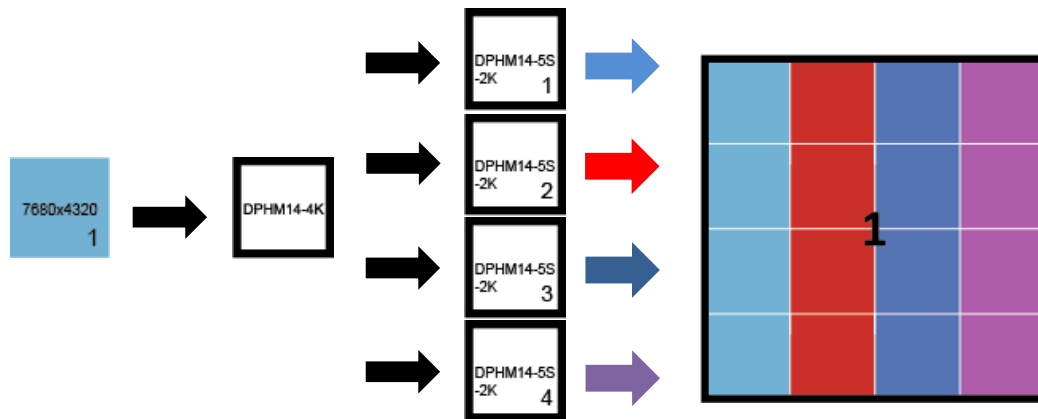
For a (4x4 2K) configuration, possible setups include: #5

- 1x [DPHM\\_VW\\_16K](#) units; and
- 2x 7680x2160 outputs from the GPU (as inputs to the DPHM\_VW\_16K units)
- 16x 1920x1080 Output
- Enable [Surround](#) or [Mosaic](#) Combine to One Large Desktop 7680x4320
- Support [Landscape](#) 7680x4320 & [Portrait](#) 4320x7680



For a (4x4 2K) configuration, possible setups include: #6

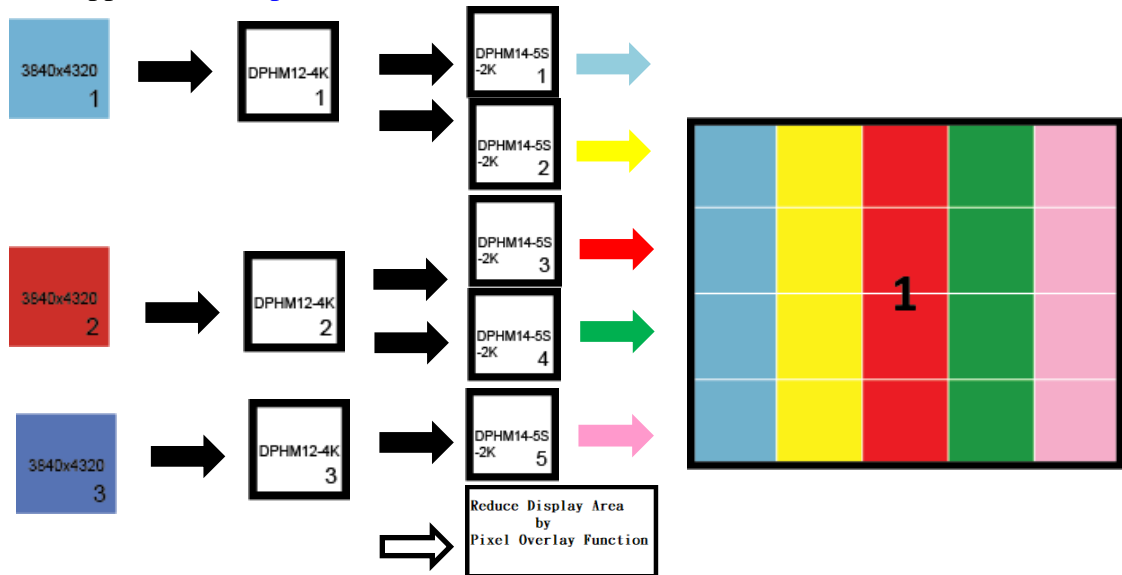
- 1x [DPHM14\\_4K](#) units; and
- 1x 7680x4320 outputs from the GPU (as inputs to the DPHM14\_4K units)
- 4x [DPHM14-5S\\_2K](#) units
- 4x 1920x4320 outputs from the DPHM14\_4K (as inputs to the DPHM14-5S\_2K units)
- Enable [Surround](#) or [Mosaic](#) Combine to One Large Desktop 7680x4320
- Support [Landscape](#) 7680x4320 & [Portrait](#) 4320x7680



## 5x4 configuration

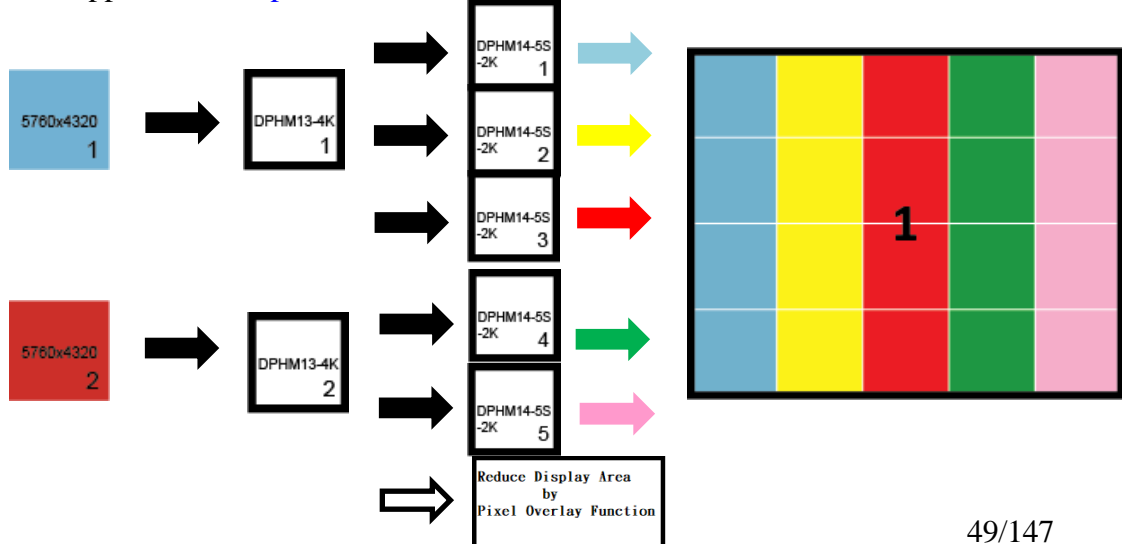
For a (5x4 2K) configuration, possible setups include: #1

- 3x [DPHM12\\_4K](#) units; and
- 3x 3840x4320 outputs from the GPU (as inputs to the DPHM12\_4K units)
- 5x [DPHM14-5S\\_2K](#) units; and
- 5x 1920x4320 outputs from the DPHM12\_4K (as inputs to the DPHM14-5S\_2K units)
- Enable [Mosaic](#) Combine to One Large Desktop 11520X4320
- Turn on [Pixel Overlay](#) to make 9600x4320 (NV Quadro Card)
- Support [Landscape](#) 9600x4320 & [Portrait](#) 4320x9600



For a (5x4 2K) configuration, possible setups include: #2

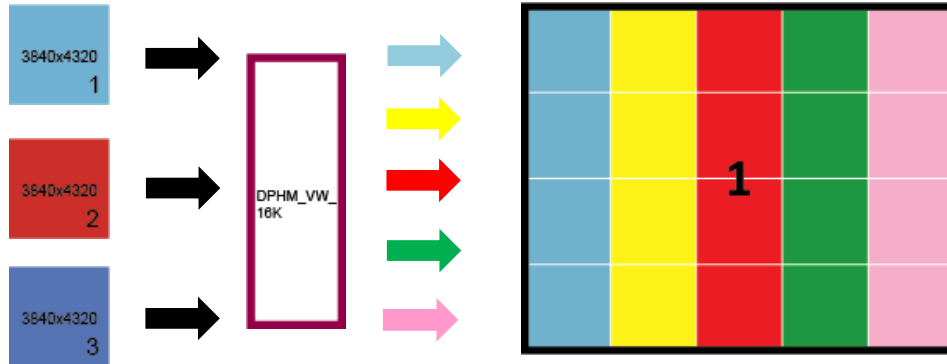
- 2x [DPHM13\\_4K](#) units; and
- 2x 5760x4320 outputs from the GPU (as inputs to the DPHM13\_4K units)
- 5x [DPHM14-5S\\_2K](#) units; and
- 5x 1920x4320 outputs from the DPHM13\_4K (as inputs to the DPHM14-5S\_2K units)
- Enable [Mosaic](#) Combine to One Large Desktop 11520X4320
- Turn on [Pixel Overlay](#) to make 9600x4320 (NV Quadro Card)
- Support [Landscape](#) 9600x4320 & [Portrait](#) 4320x9600





For a (5x4 2K) configuration, possible setups include: #3

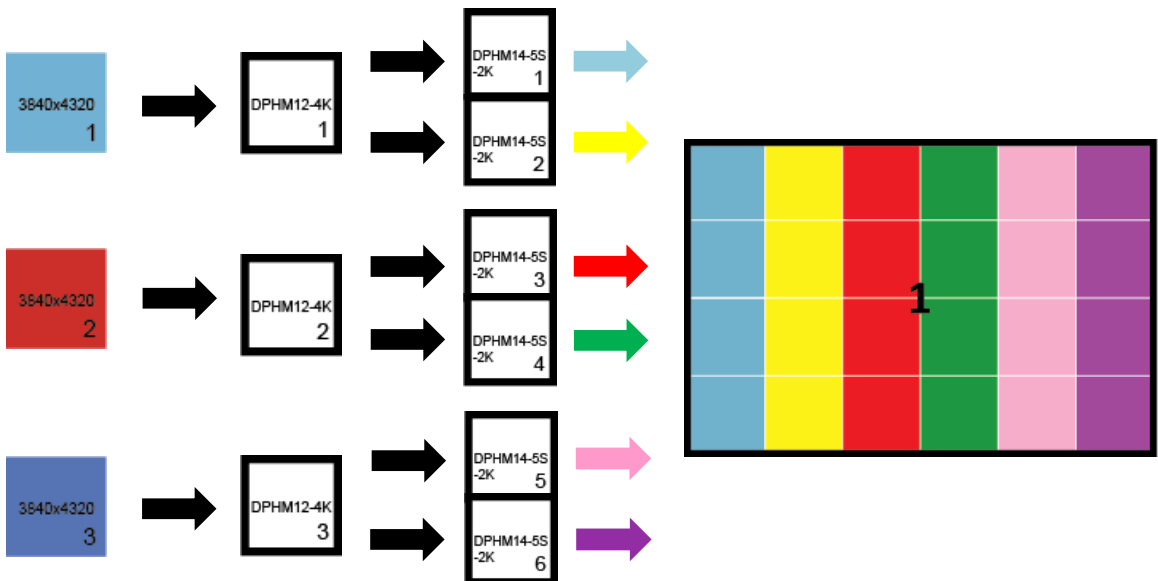
- 1x [DPHM\\_VW\\_16K](#) units; and
- 3x 3840x4320 outputs from the GPU (as inputs to the DPHM\_VW\_16K units)
- 20x 1920x1080 Output
- Enable [Mosaic](#) Combine to One Large Desktop 11520X4320
- Turn on [Pixel Overlay](#) to make 9600x4320 (NV Quadro Card)
- Support [Landscape](#) 9600x4320 & [Portrait](#) 4320x9600



## 6x4 configuration

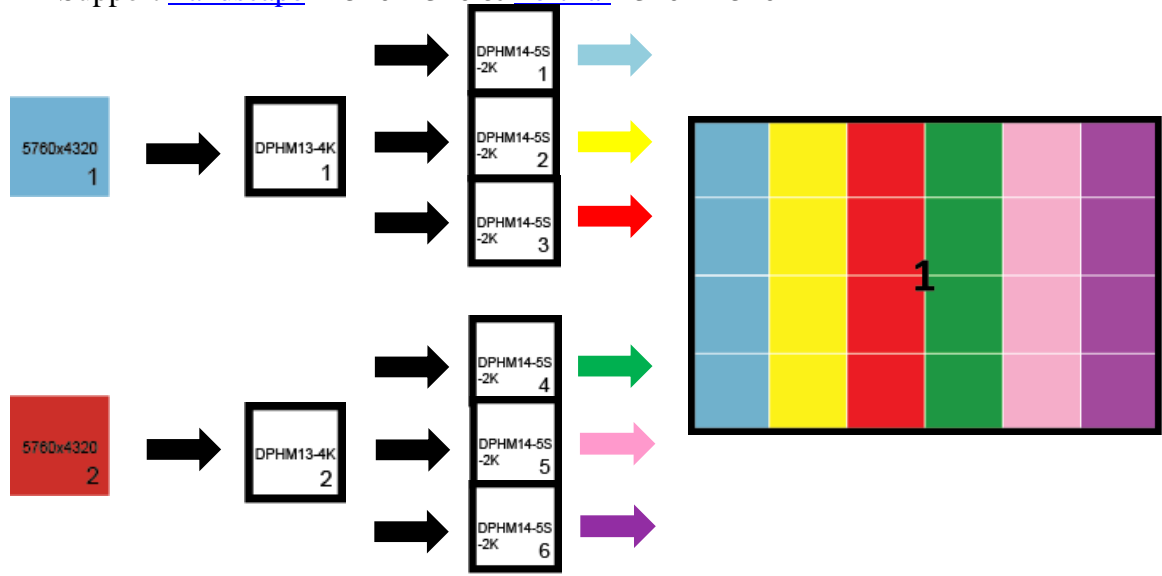
For a (6x4 2K) configuration, possible setups include: #1

- 3x [DPHM12\\_4K](#) units; and
- 3x 3840x4320 outputs from the GPU (as inputs to the DPHM12\_4K units)
- 6x [DPHM14-5S\\_2K](#) units; and
- 6x 1920x4320 outputs from the DPHM12\_4K (as inputs to the DPHM14-5S\_2K units)
- Enable [Surround](#) or [Mosaic](#) Combine to One Large Desktop 11520X4320
- Support [Landscape](#) 11520x4320 & [Portrait](#) 4320x11520



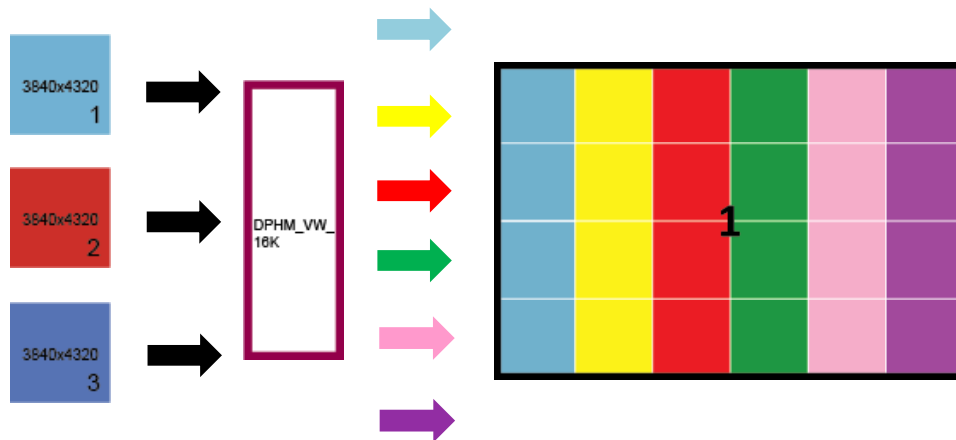
For a (6x4 2K) configuration, possible setups include: #2

- 2x [DPHM13\\_4K](#) units; and
- 2x 5760x4320 outputs from the GPU (as inputs to the DPHM13\_4K units)
- 6x [DPHM14-5S\\_2K](#) units; and
- 6x 1920x4320 outputs from the DPHM13\_4K (as inputs to the DPHM14-5S\_2K units)
- Enable [Surround](#) or [Mosaic](#) Combine to One Large Desktop 11520X4320
- Support [Landscape](#) 11520x4320 & [Portrait](#) 4320x11520



For a (6x4 2K) configuration, possible setups include: #3

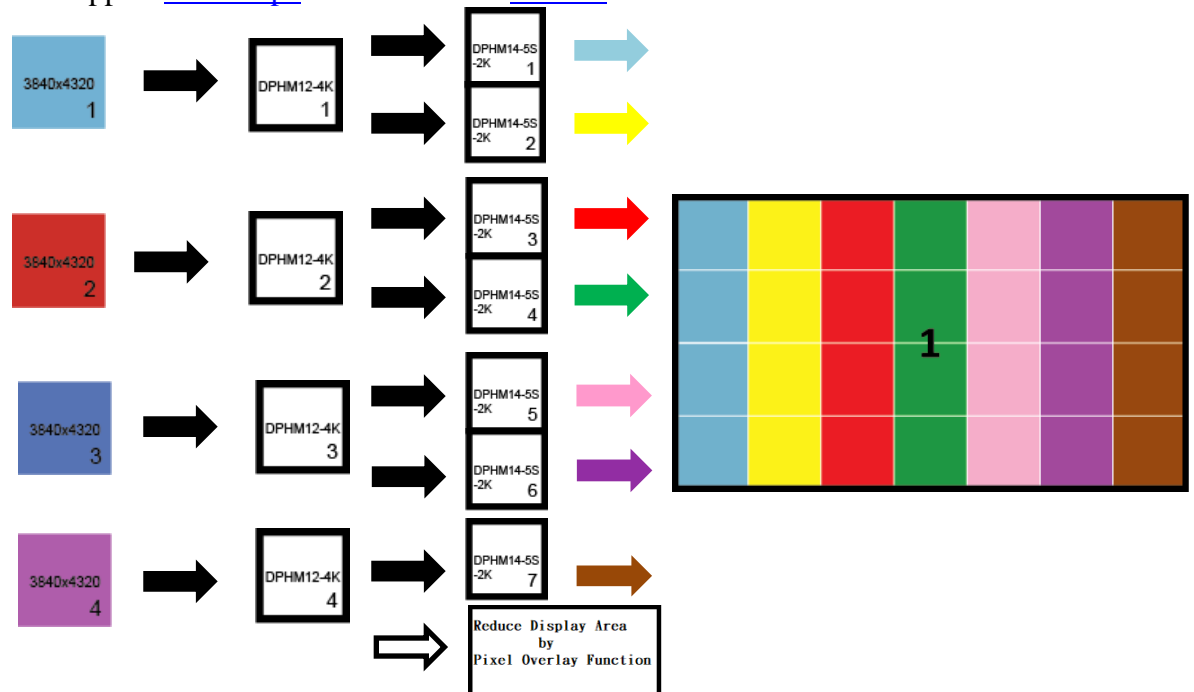
- 1x [DPHM\\_VW\\_16K](#) units; and
- 3x 3840x4320 outputs from the GPU (as inputs to the DPHM\_VW\_16K units)
- 24x1920x1080 Output
- Enable [Surround](#) or [Mosaic](#) Combine to One Large Desktop 11520X4320
- Support [Landscape](#) 11520x4320 & [Portrait](#) 4320x11520



## 7x4 configuration

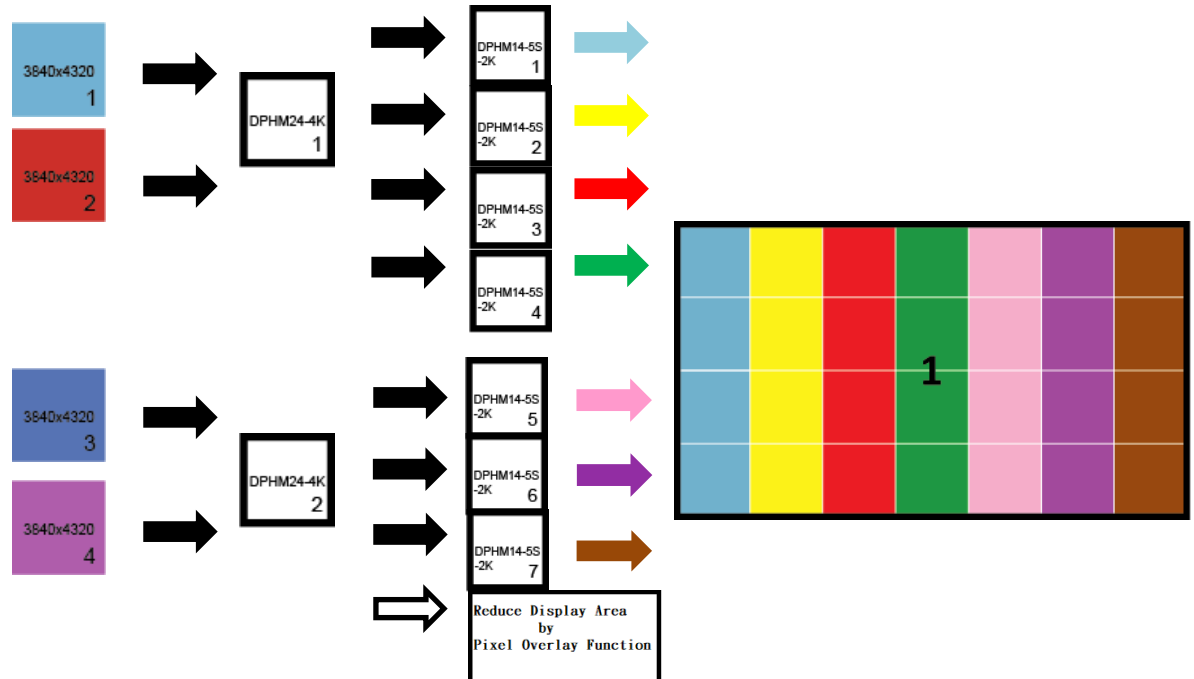
For a (7x4 2K) configuration, possible setups include: #1

- 4x [DPHM12\\_4K](#) units; and
- 4x 3840x4320 outputs from the GPU (as inputs to the DPHM12\_4K units)
- 7x [DPHM14-5S\\_2K](#) units; and
- 7x 1920x4320 outputs from the DPHM12\_4K (as inputs to the DPHM14-5S\_2K units)
- Enable [Mosaic](#) Combine to One Large Desktop 15360X4320
- Turn on [Pixel Overlay](#) to make 13440x4320 (NV Quadro Card)
- Support [Landscape](#) 13440x4320 & [Portrait](#) 4320x13440



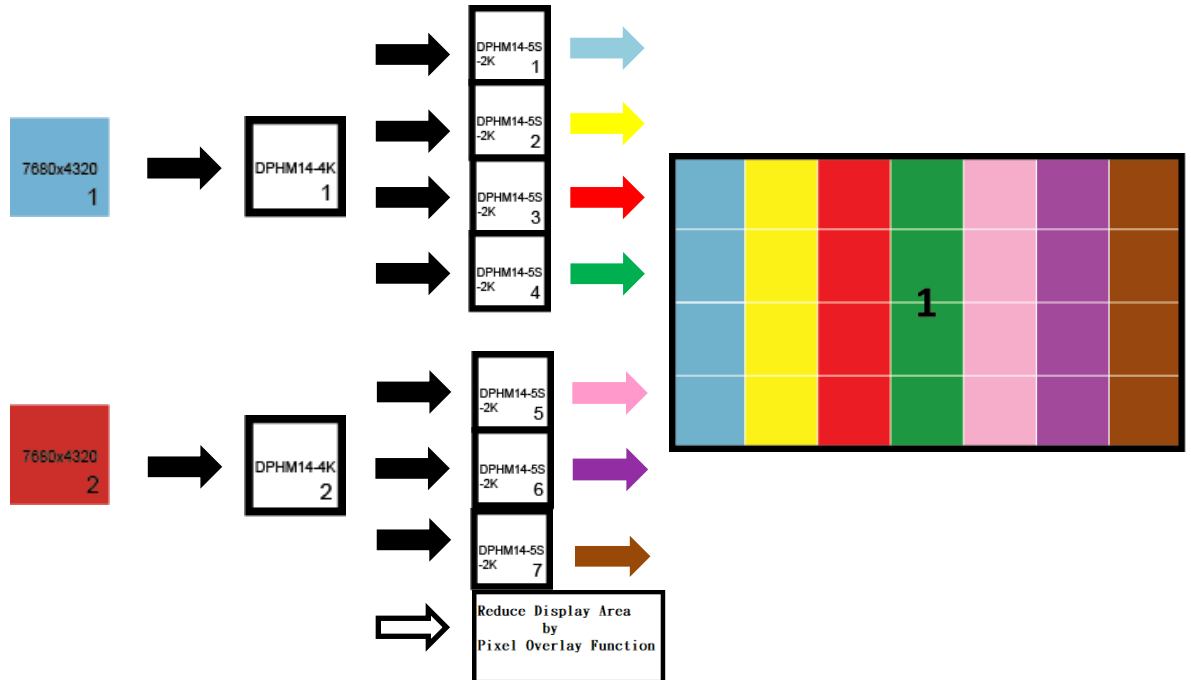
For a (7x4 2K) configuration, possible setups include: #2

- 2x [DPHM24\\_4K](#) units; and
- 4x 3840x4320 outputs from the GPU (as inputs to the DPHM24\_4K units)
- 7x [DPHM14-5S\\_2K](#) units; and
- 7x 1920x4320 outputs from the DPHM24\_4K (as inputs to the DPHM14-5S\_2K units)
- Enable [Mosaic](#) Combine to One Large Desktop 15360X4320
- Turn on [Pixel Overlay](#) to make 13440x4320 (NV Quadro Card)
- Support [Landscape](#) 13440x4320 & [Portrait](#) 4320x13440



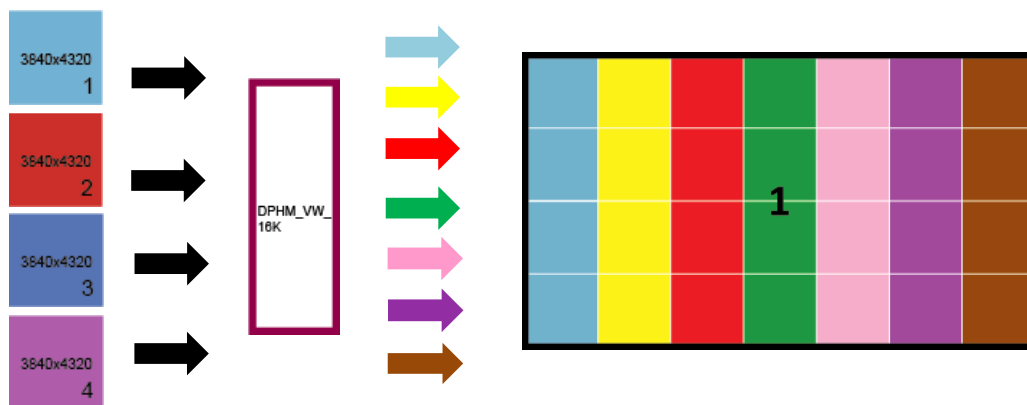
For a (7x4 2K) configuration, possible setups include: #3

- 2x [DPHM14\\_4K](#) units; and
- 2x 7680x4320 outputs from the GPU (as inputs to the DPHM14\_4K units)
- 7x [DPHM14-5S\\_2K](#) units; and
- 7x 1920x4320 outputs from the DPHM14\_4K (as inputs to the DPHM14-5S\_2K units)
- Enable [Mosaic](#) Combine to One Large Desktop 15360X4320
- Turn on [Pixel Overlay](#) to make 13440x4320 (NV Quadro Card)
- Support [Landscape](#) 13440x4320 & [Portrait](#) 4320x13440



For a (7x4 2K) configuration, possible setups include: #4

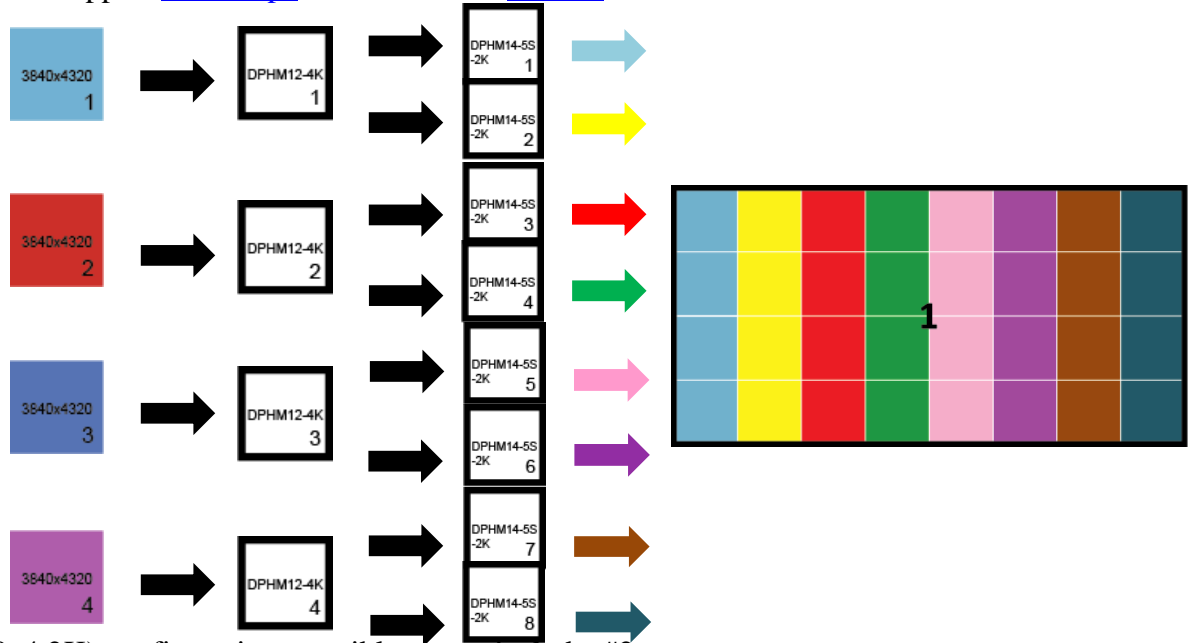
- 1x [DPHM\\_VW\\_16K](#) units; and
- 4x 3840x4320 outputs from the GPU (as inputs to the DPHM\_VW\_16K units)
- 28x1920x1080 Output
- Enable [Mosaic](#) Combine to One Large Desktop 15360X4320
- Turn on [Pixel Overlay](#) to make 13440x4320 (NV Quadro Card)
- Support [Landscape](#) 13440x4320 & [Portrait](#) 4320x13440



## 8x4 configuration

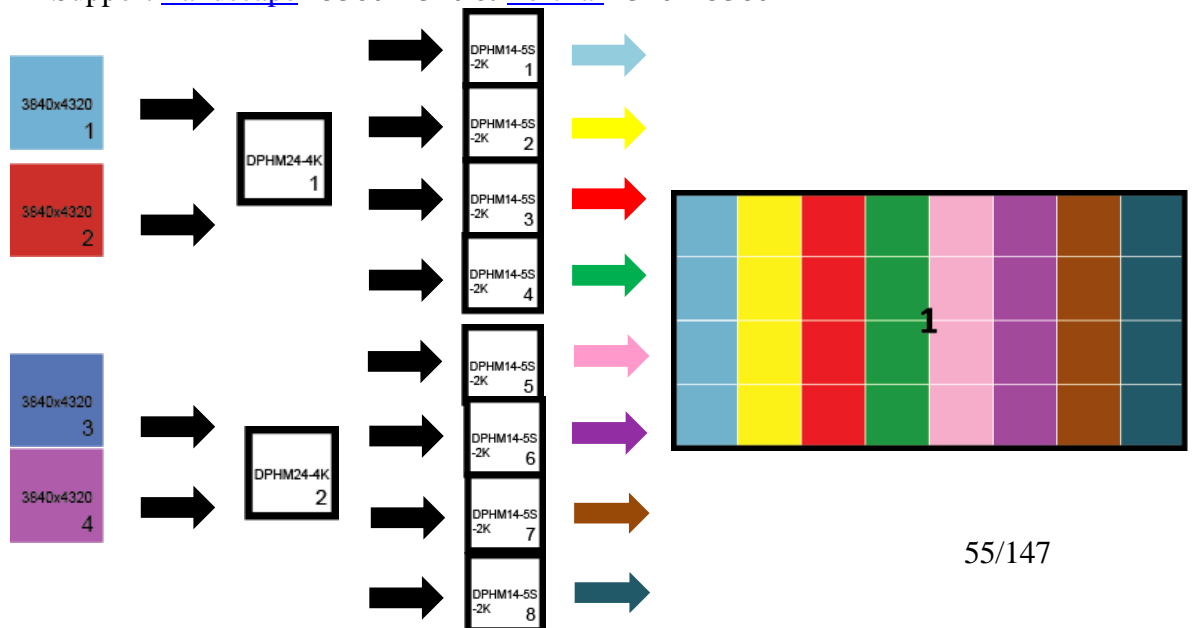
For a (8x4 2K) configuration, possible setups include: #1

- 4x [DPHM12\\_4K](#) units; and
- 4x 3840x4320 outputs from the GPU (as inputs to the DPHM12\_4K units)
- 8x [DPHM14-5S\\_2K](#) units; and
- 8x 1920x4320 outputs from the DPHM12\_4K (as inputs to the DPHM14-5S\_2K units)
- Enable [Surround](#) or [Mosaic](#) Combine to One Large Desktop 15360X4320
- Support [Landscape](#) 15360x4320 & [Portrait](#) 4320x15360



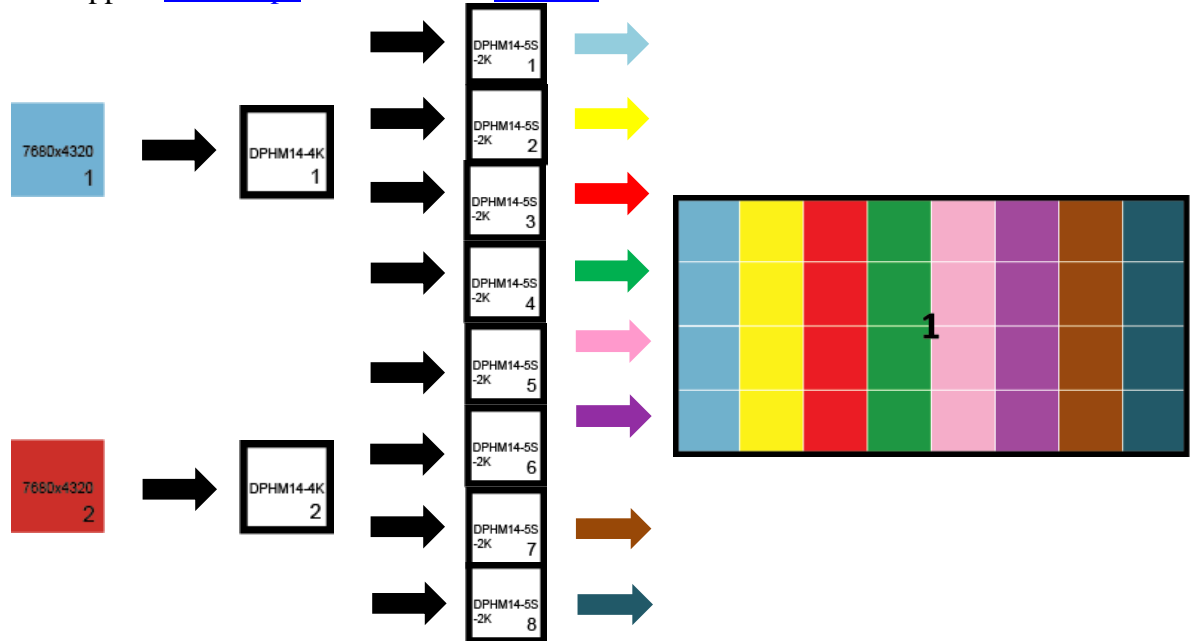
For a (8x4 2K) configuration, possible setups include: #2

- 2x [DPHM24\\_4K](#) units; and
- 4x 3840x4320 outputs from the GPU (as inputs to the DPHM24\_4K units)
- 8x [DPHM14-5S\\_2K](#) units; and
- 8x 1920x4320 outputs from the DPHM24\_4K (as inputs to the DPHM14-5S\_2K units)
- Enable [Surround](#) or [Mosaic](#) Combine to One Large Desktop 15360X4320
- Support [Landscape](#) 15360x4320 & [Portrait](#) 4320x15360



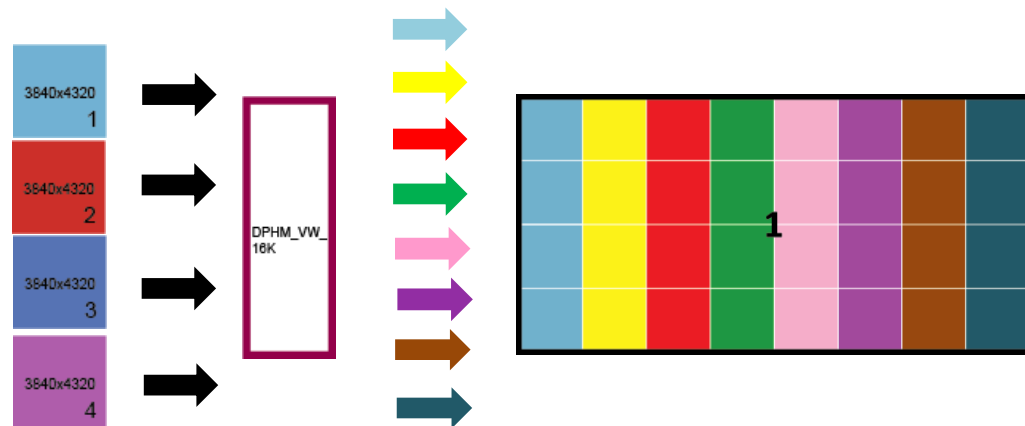
For a (8x4 2K) configuration, possible setups include: #3

- 2x [DPHM14\\_4K](#) units; and
- 2x 7680x4320 outputs from the GPU (as inputs to the DPHM14\_4K units)
- 8x [DPHM14-5S\\_2K](#) units; and
- 8x 1920x4320 outputs from the DPHM14\_4K (as inputs to the DPHM14-5S\_2K units)
- Enable [Surround](#) or [Mosaic](#) Combine to One Large Desktop 15360X4320
- Support [Landscape](#) 15360x4320 & [Portrait](#) 4320x15360



For a (8x4 2K) configuration, possible setups include: #4

- 1x [DPHM\\_VW\\_16K](#) units; and
- 4x 3840x4320 outputs from the GPU (as inputs to the DPHM\_VW\_16K units)
- 32x1920x1080 Output
- Enable [Surround](#) or [Mosaic](#) Combine to One Large Desktop 15360X4320
- Support [Landscape](#) 15360x4320 & [Portrait](#) 4320x15360

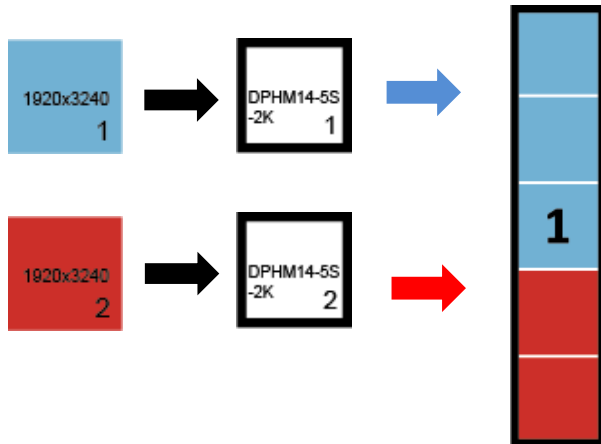


## X5 Configuration

### 1x5 configuration

For a (1x5 2K) configuration, possible setups include:

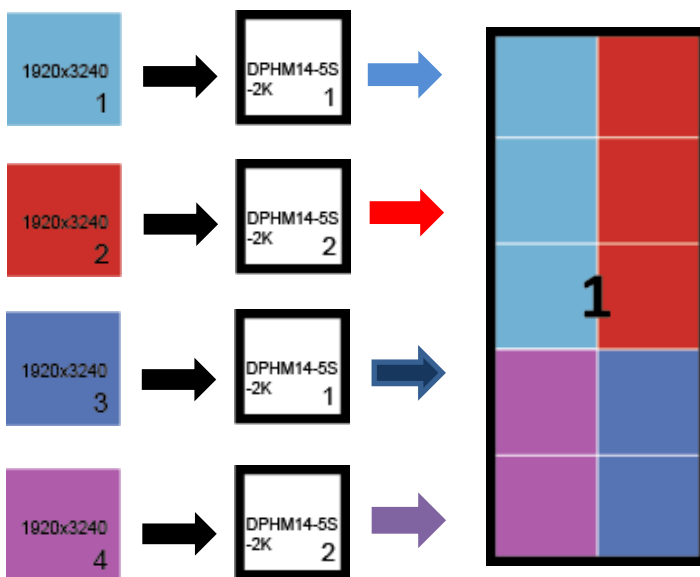
- 2x [DPHM14-5S 2K](#) units; and
- 2x 1920x3240 outputs from the GPU (as inputs to the DPHM14-5S\_2K units)
- Enable [Mosaic](#) Combine to One Large Desktop 1920X6480
- Turn on [Pixel Overlay](#) to make 1920x5400 (NV Quadro Card)
- Support [Landscape](#) 1920x5400 & [Portrait](#) 5400x1920



### 2x5 configuration

For a (2x5 2K) configuration, possible setups include:

- 4x [DPHM14-5S 2K](#) units; and
- 4x 1920x3240 outputs from the GPU (as inputs to the DPHM14-5S\_2K units)
- Enable [Mosaic](#) Combine to One Large Desktop 3840X6480
- Turn on [Pixel Overlay](#) to make 3840x5400 (NV Quadro Card)
- Support [Landscape](#) 3840x5400 & [Portrait](#) 5400x3840

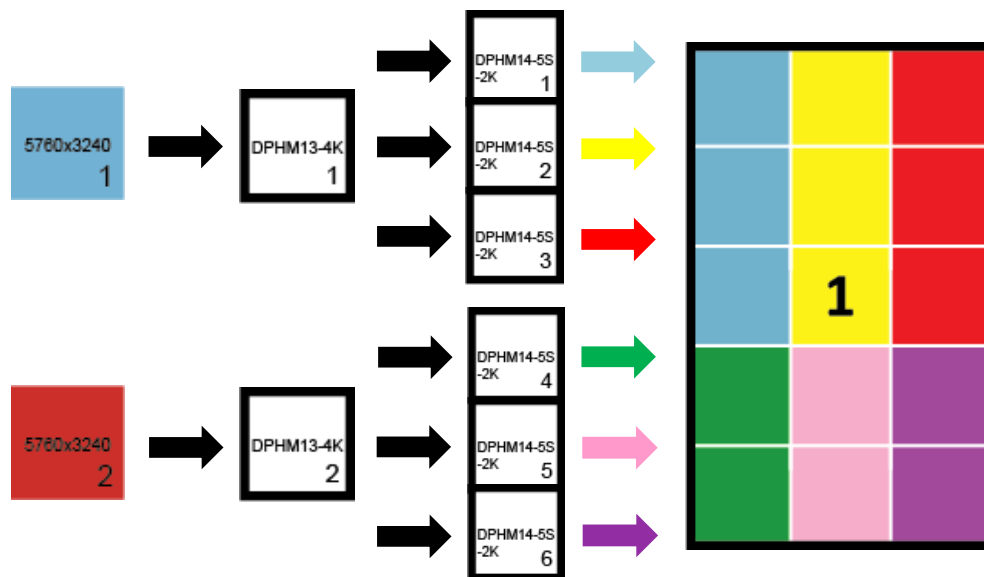




## 3x5 configuration

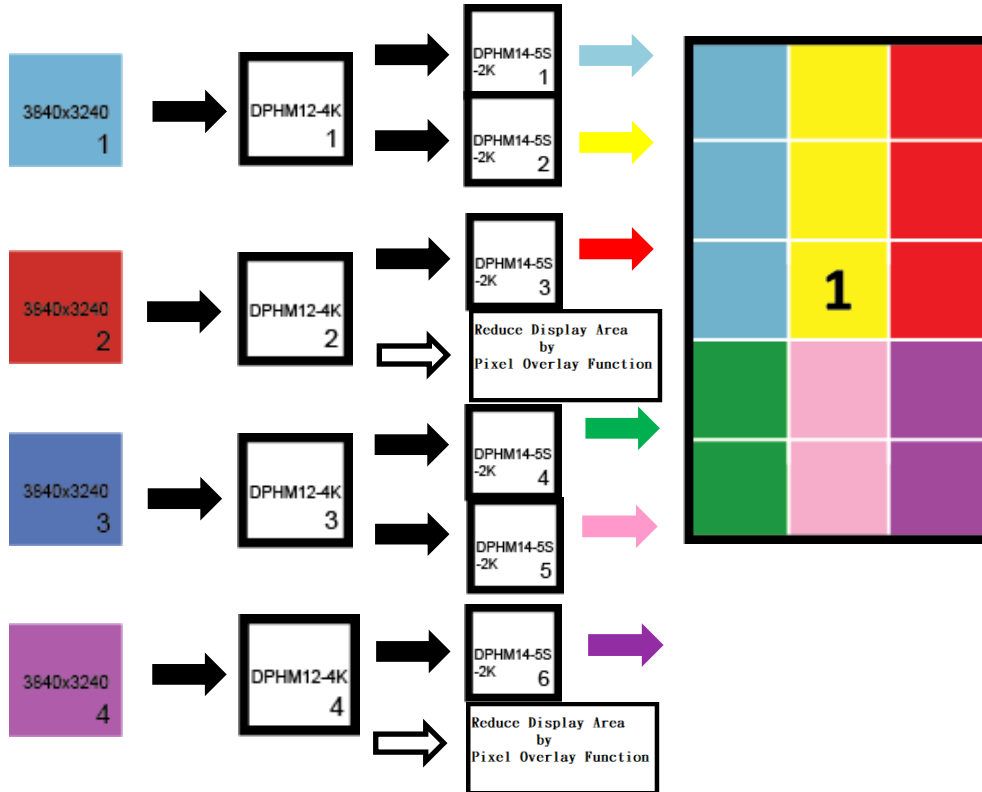
For a (3x5 2K) configuration, possible setups include:

- 2x [DPHM13\\_4K](#) units; and#1
- 2x 5760x3240 outputs from the GPU (as inputs to the DPHM13\_4K units)
- 6x [DPHM14-5S\\_2K](#) units; and
- 6x 1920x3240 outputs from the DPHM13\_4K (as inputs to the DPHM14-5S\_2K units)
- Enable [Mosaic](#) Combine to One Large Desktop 5760X6480
- Turn on [Pixel Overlay](#) to make 5760x5400 (NV Quadro Card)
- Support [Landscape](#) 5760x5400 & [Portrait](#) 5400x5760



For a (3x5 2K) configuration, possible setups include: #2

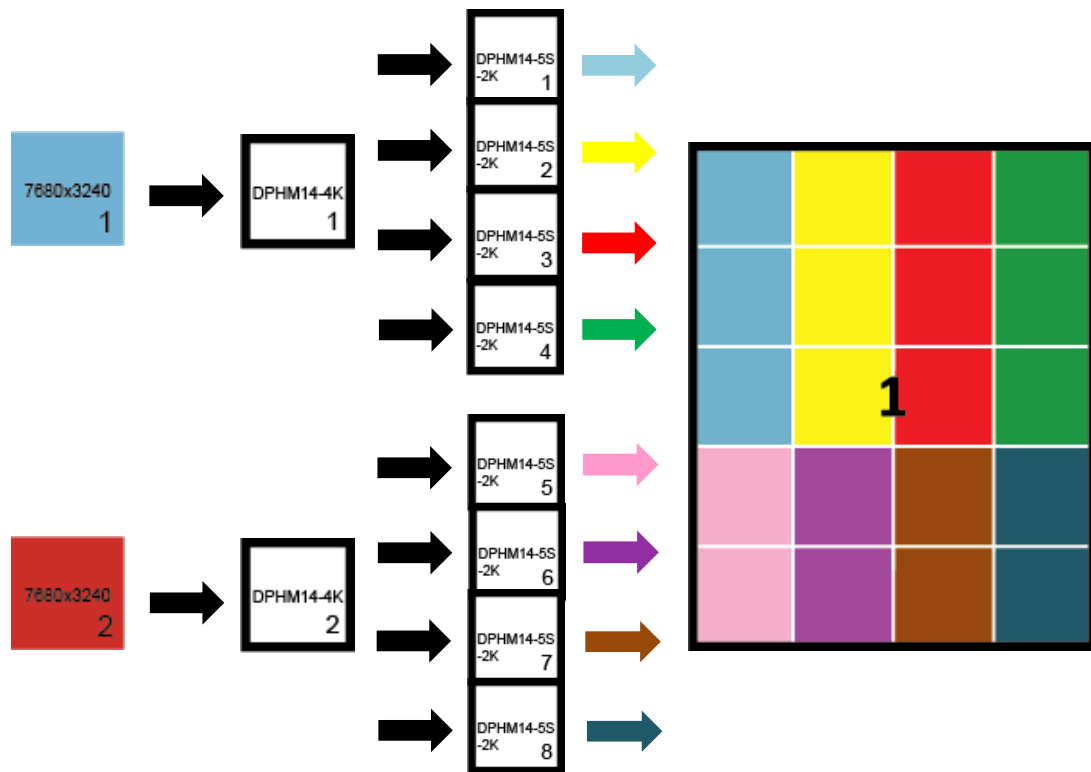
- 4x [DPHM12\\_4K](#) units; and
- 4x 3840x3240 outputs from the GPU (as inputs to the DPHM12\_4K units)
- 6x [DPHM14-5S\\_2K](#) units; and
- 6x 1920x3240 outputs from the DPHM12\_4K (as inputs to the DPHM14-5S\_2K units)
- Enable [Mosaic](#) Combine to One Large Desktop 7680X6480
- Turn on [Pixel Overlay](#) to make 5760x5400 (NV Quadro Card)
- Support [Landscape](#) 5760x5400 & [Portrait](#) 5400x5760



## 4x5 configuration

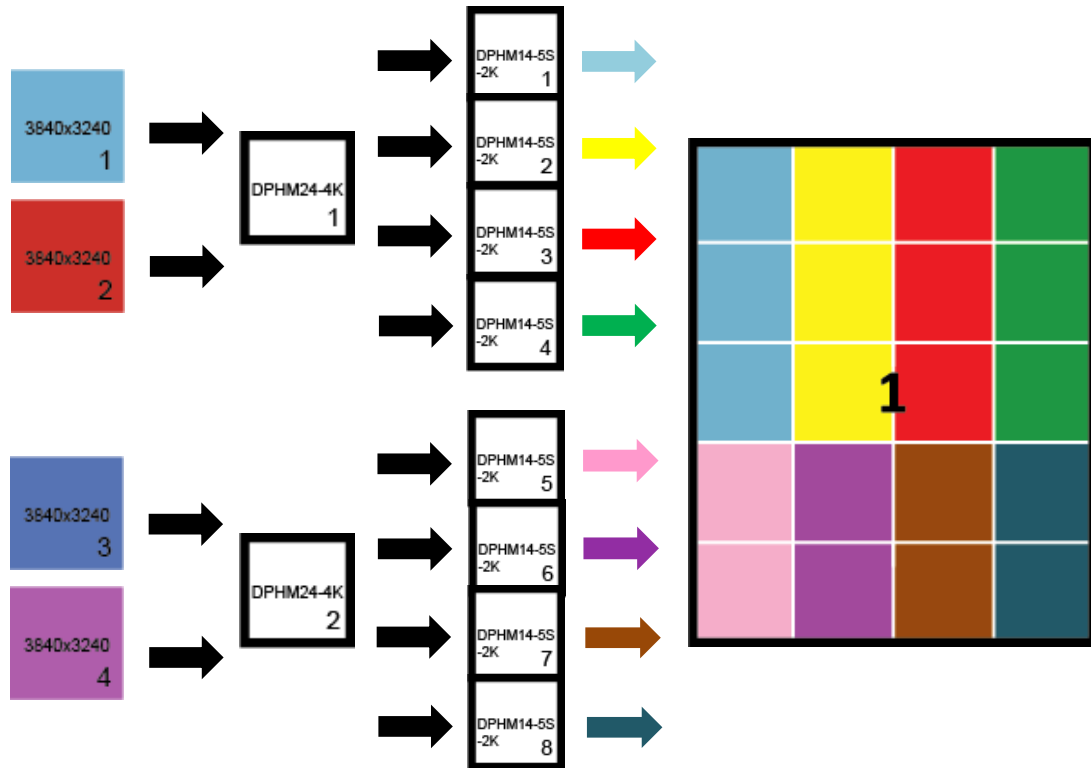
For a (4x5 2K) configuration, possible setups include: #1

- 2x [DPHM14\\_4K](#) units; and
- 2x 7680x3240 outputs from the GPU (as inputs to the DPHM14\_4K units)
- 8x [DPHM14-5S\\_2K](#) units; and
- 8x 1920x3240 outputs from the DPHM14\_4K (as inputs to the DPHM14-5S\_2K units)
- Enable [Mosaic](#) Combine to One Large Desktop 7680X6480
- Turn on [Pixel Overlay](#) to make 7680x5400 (NV Quadro Card)
- Support [Landscape](#) 7680x5400 & [Portrait](#) 5400x7680



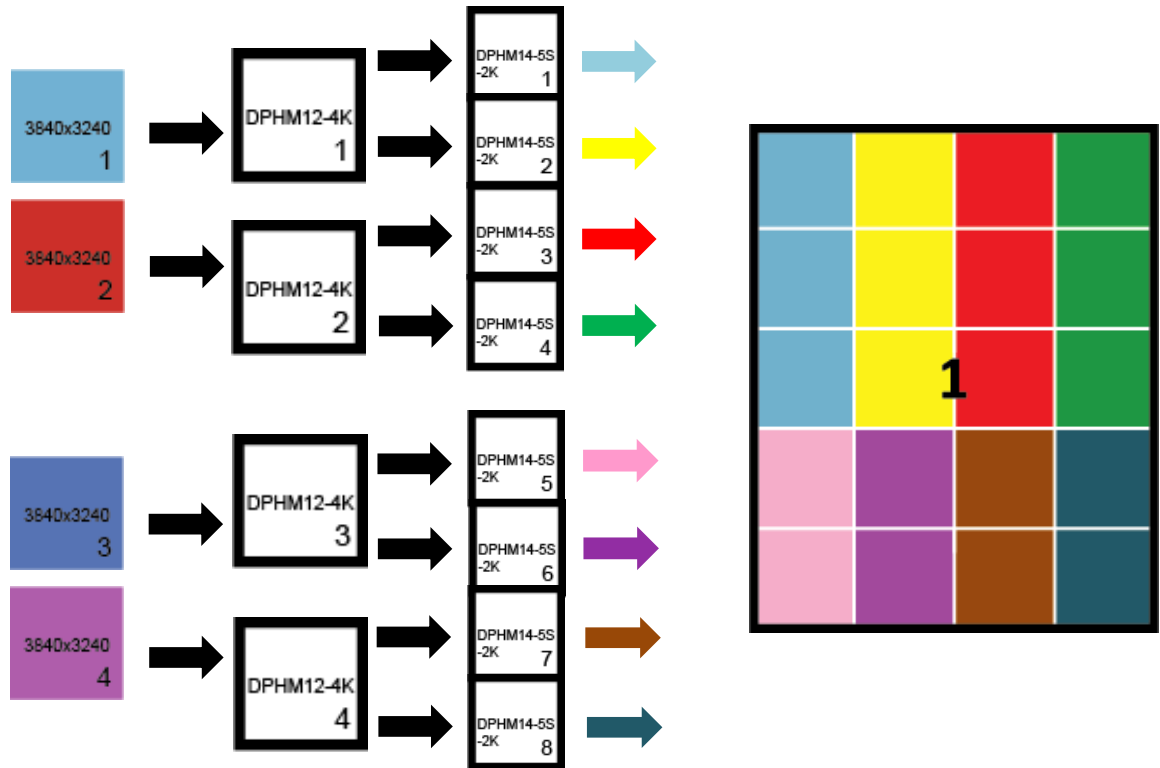
For a (4x5 2K) configuration, possible setups include: #2

- 2x [DPHM24\\_4K](#) units; and
- 4x 3840x3240 outputs from the GPU (as inputs to the DPHM24\_4K units)
- 8x [DPHM14-5S\\_2K](#) units; and
- 8x 1920x3240 outputs from the DPHM24\_4K (as inputs to the DPHM14-5S\_2K units)
- Enable [Mosaic](#) Combine to One Large Desktop 7680X6480
- Turn on [Pixel Overlay](#) to make 7680x5400 (NV Quadro Card)
- Support [Landscape](#) 7680x5400 & [Portrait](#) 5400x7680



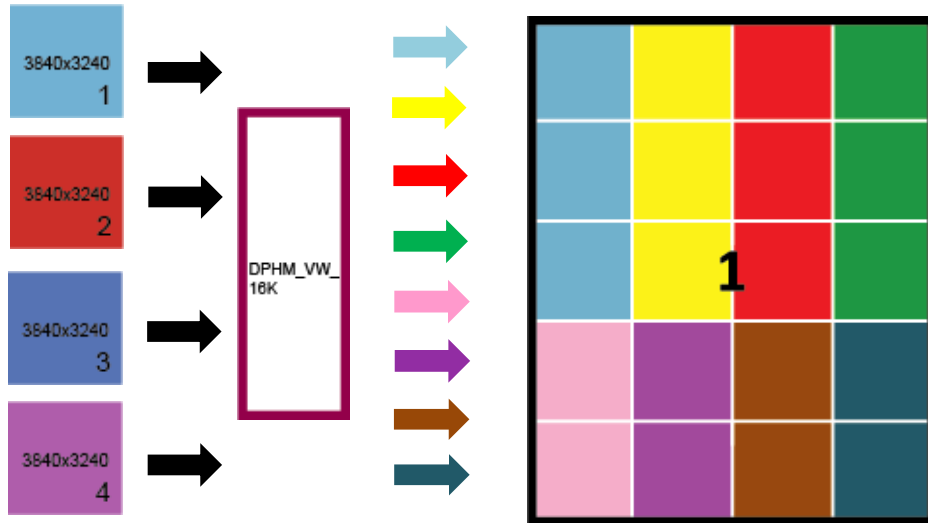
For a (4x5 2K) configuration, possible setups include: #3

- 4x [DPHM12\\_4K](#) units; and
- 4x 3840x3240 outputs from the GPU (as inputs to the DPHM12\_4K units)
- 8x [DPHM14-5S\\_2K](#) units; and
- 8x 1920x3240 outputs from the DPHM24\_4K (as inputs to the DPHM14-5S\_2K units)
- Enable [Mosaic](#) Combine to One Large Desktop 7680X6480
- Turn on [Pixel Overlay](#) to make 7680x5400 (NV Quadro Card)
- Support [Landscape](#) 7680x5400 & [Portrait](#) 5400x7680



For a (4x5 2K) configuration, possible setups include: #4

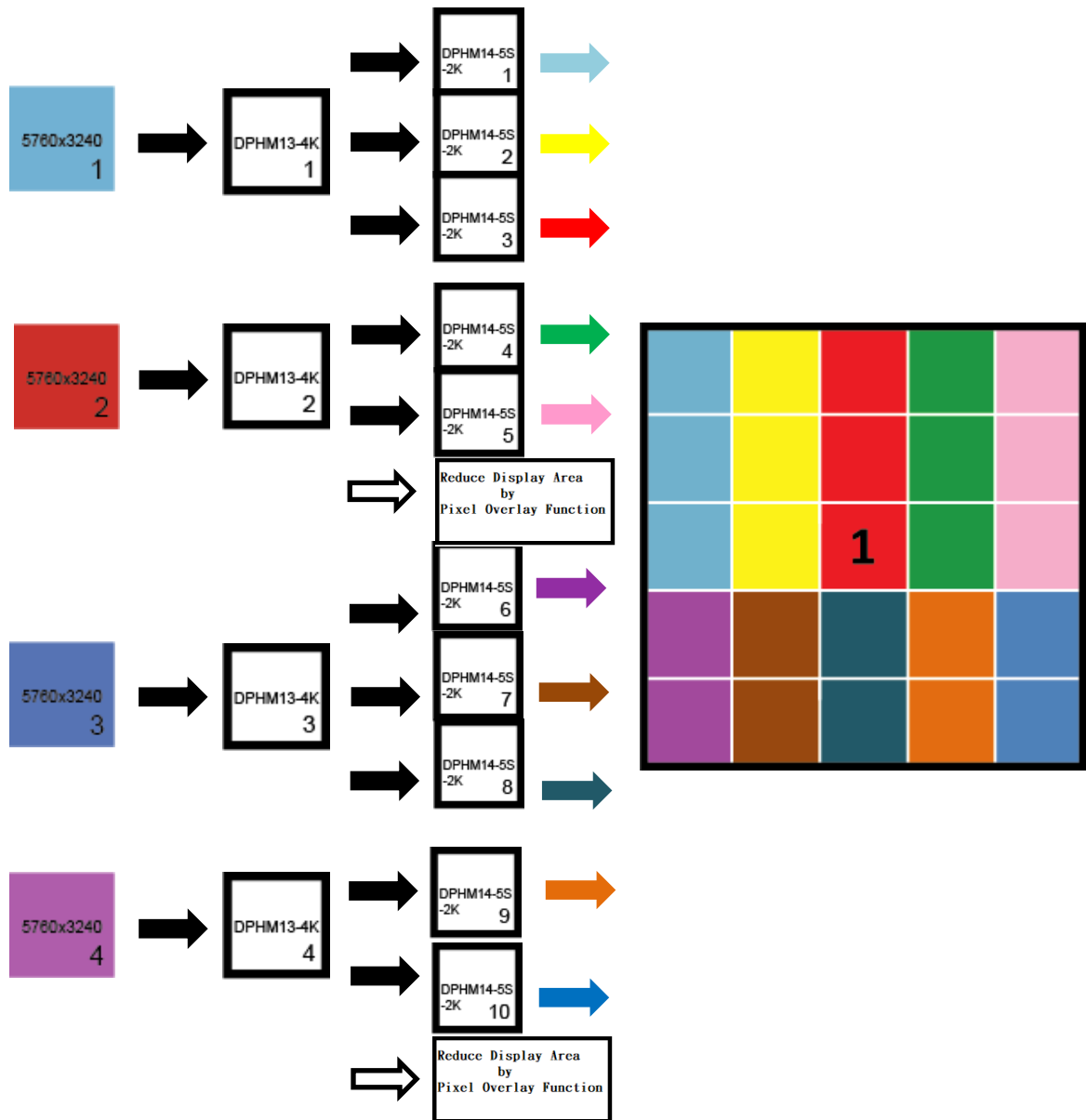
- 1x [DPHM\\_VW\\_16K](#) units; and
- 4x 3840x3240 outputs from the GPU (as inputs to the DPHM\_VW\_16K units)
- 20 x 1920x1080 Output
- Enable [Mosaic](#) Combine to One Large Desktop 7680X6480
- Turn on [Pixel Overlay](#) to make 7680x5400 (NV Quadro Card)
- Support [Landscape](#) 7680x5400 & [Portrait](#) 5400x7680



## 5x5 configuration

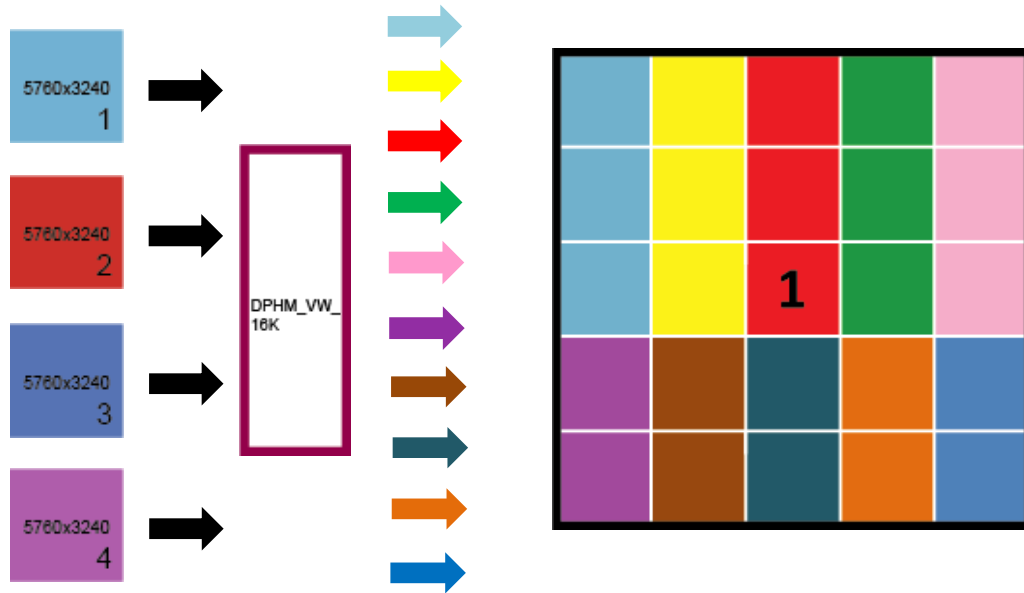
For a (5x5 2K) configuration, possible setups include: #1

- 4x [DPHM13\\_4K](#) units; and
- 4x 5760x3240 outputs from the GPU (as inputs to the DPHM13\_4K units)
- 10x [DPHM14-5S\\_2K](#) units; and
- 10x 1920x3240 outputs from the DPHM13\_4K (as inputs to the DPHM14-5S\_2K units)
- Enable [Mosaic](#) Combine to One Large Desktop 11520X6480
- Turn on [Pixel Overlay](#) to make 9600x5400 (NV Quadro Card)
- Support [Landscape](#) 9600x5400 & [Portrait](#) 5400x9600



For a (5x5 2K) configuration, possible setups include: #2

- 1x [DPHM\\_VW\\_16K](#) units; and
- 4x 5760x3240 outputs from the GPU (as inputs to the DPHM\_VW\_16K units)
- 25x 1920x1080 Output
- Enable [Mosaic](#) Combine to One Large Desktop 11520X6480
- Turn on [Pixel Overlay](#) to make 9600x5400 (NV Quadro Card)
- Support [Landscape](#) 9600x5400 & [Portrait](#) 5400x9600

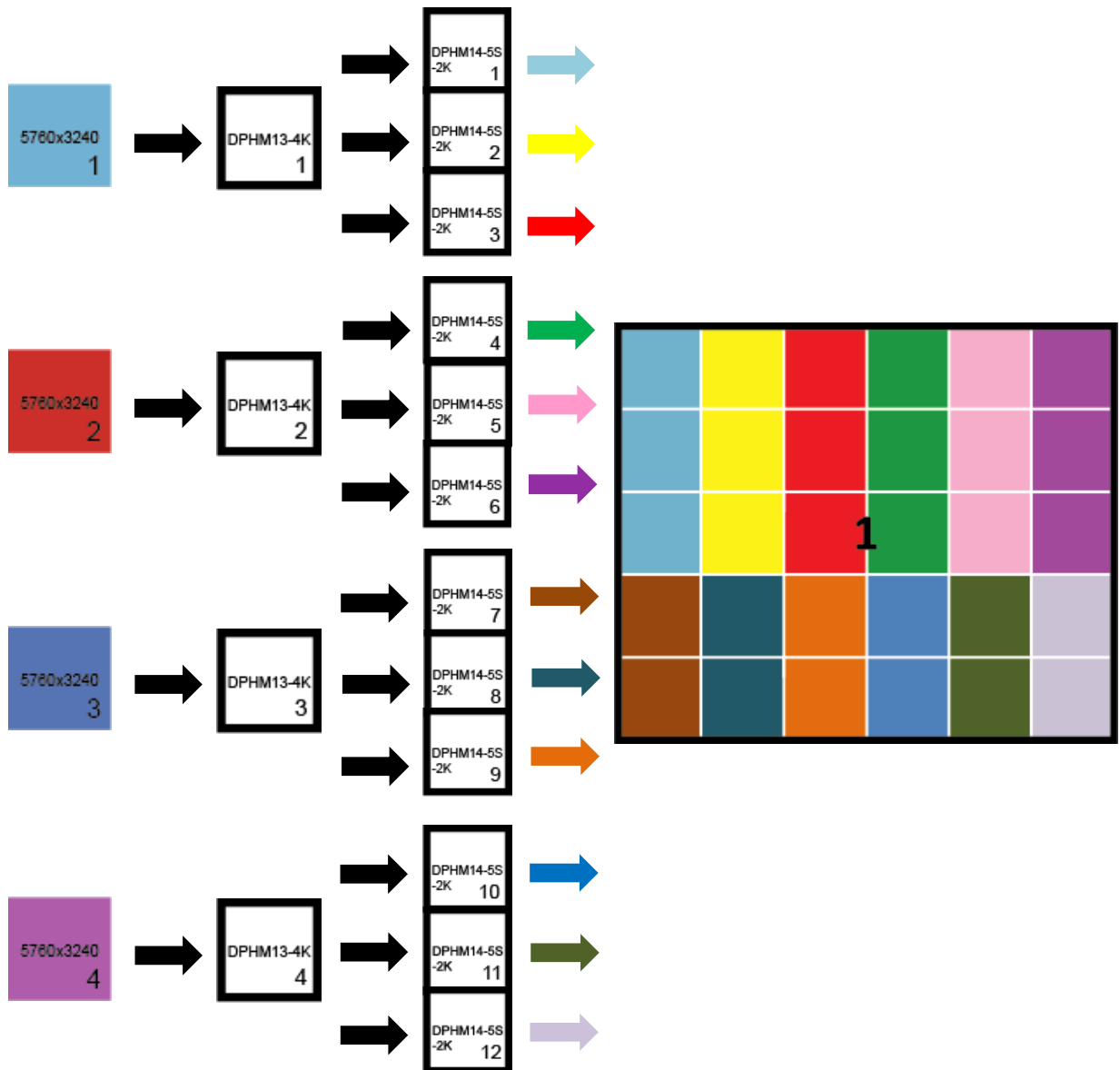




## 6x5 configuration

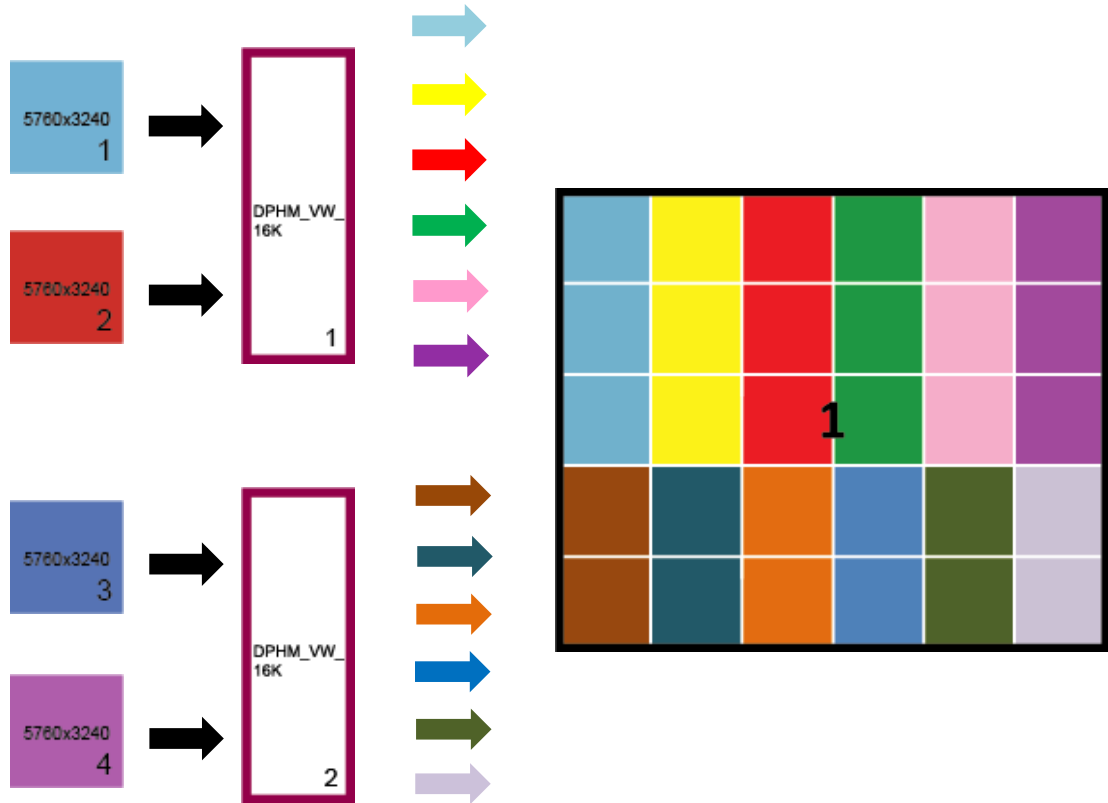
For a (6x5 2K) configuration, possible setups include: #1

- 4x [DPHM13\\_4K](#) units; and
- 4x 5760x3240 outputs from the GPU (as inputs to the DPHM13\_4K units)
- 12x [DPHM14-5S\\_2K](#) units; and
- 12x 1920x3240 outputs from the DPHM13\_4K (as inputs to the DPHM14-5S\_2K units)
- Enable [Mosaic](#) Combine to One Large Desktop 11520X6480
- Turn on [Pixel Overlay](#) to make 11520x5400 (NV Quadro Card)
- Support [Landscape](#) 11520x5400 & [Portrait](#) 5400x11520



For a (6x5 2K) configuration, possible setups include: #2

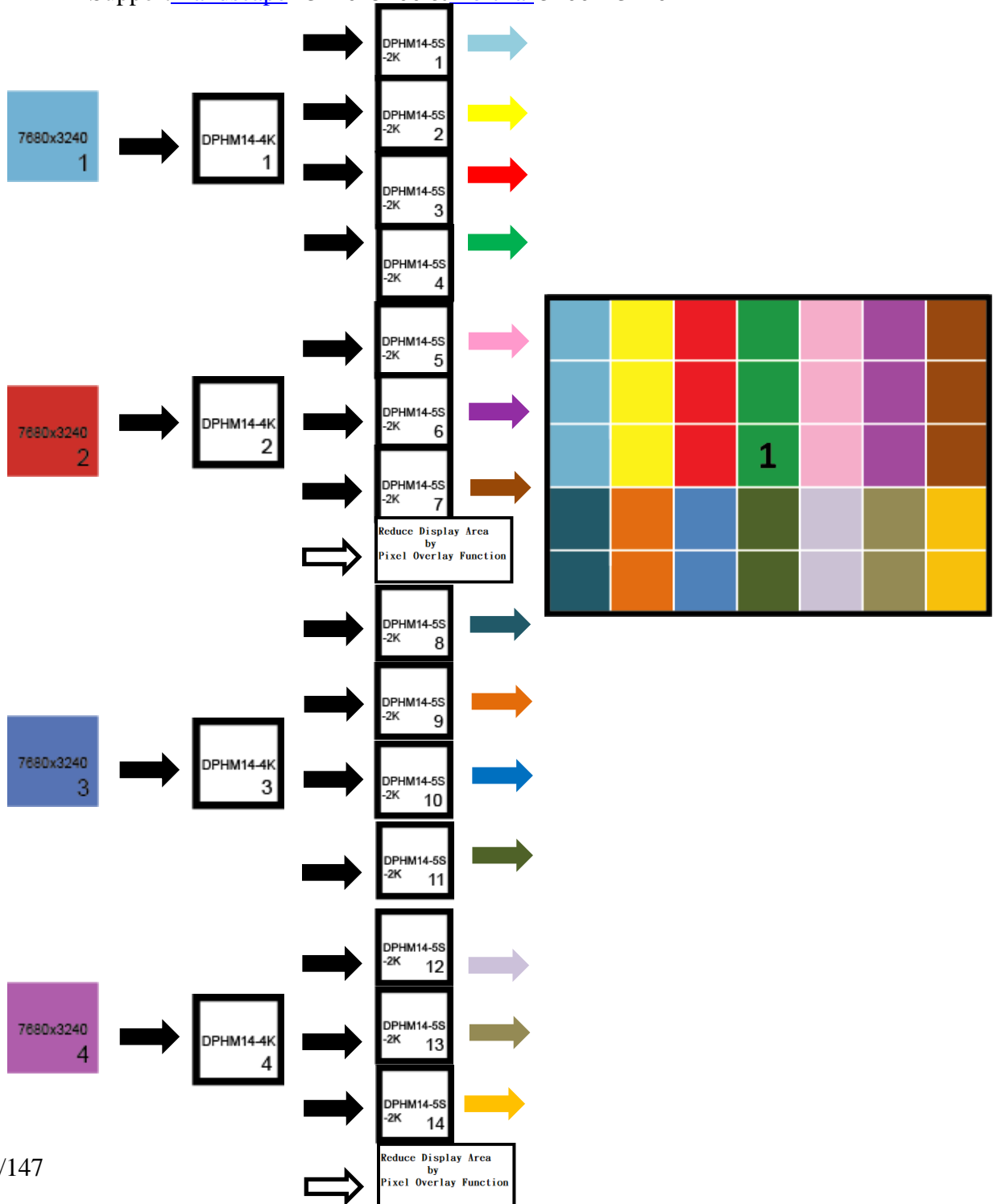
- 2x [DPHM\\_VW\\_16K](#) units; and
- 4x 5760x3240 outputs from the GPU (as inputs to the DPHM\_VW\_16K units)
- 30x1920x1080 Output
- Enable [Mosaic Combine to One Large Desktop 11520X6480](#)
- Turn on [Pixel Overlay](#) to make 11520x5400 (NV Quadro Card)
- Support [Landscape 11520x5400](#) & [Portrait 5400x11520](#)



## 7x5 configuration

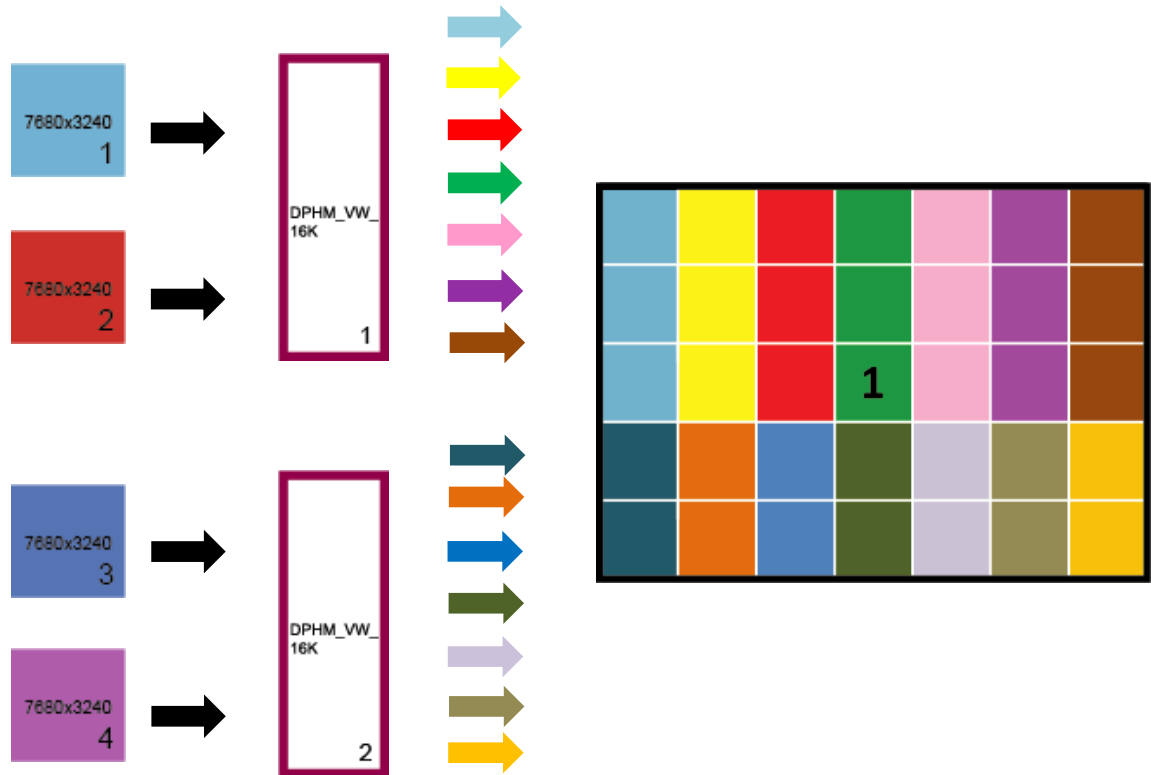
For a (7x5 2K) configuration, possible setups include: #1

- 4x [DPHM14\\_4K](#) units; and
- 4x 7680x3240 outputs from the GPU (as inputs to the DPHM14\_4K units)
- 14x [DPHM14-5S\\_2K](#) units; and
- 14x 1920x3240 outputs from the DPHM14\_4K (as inputs to the DPHM14-5S\_2K units)
- Enable [Mosaic](#) Combine to One Large Desktop 15360X6480
- Turn on [Pixel Overlay](#) to make 13440x5400 (NV Quadro Card)
- Support [Landscape](#) 13440x5400 & [Portrait](#) 5400x13440



For a (7x5 2K) configuration, possible setups include: #2

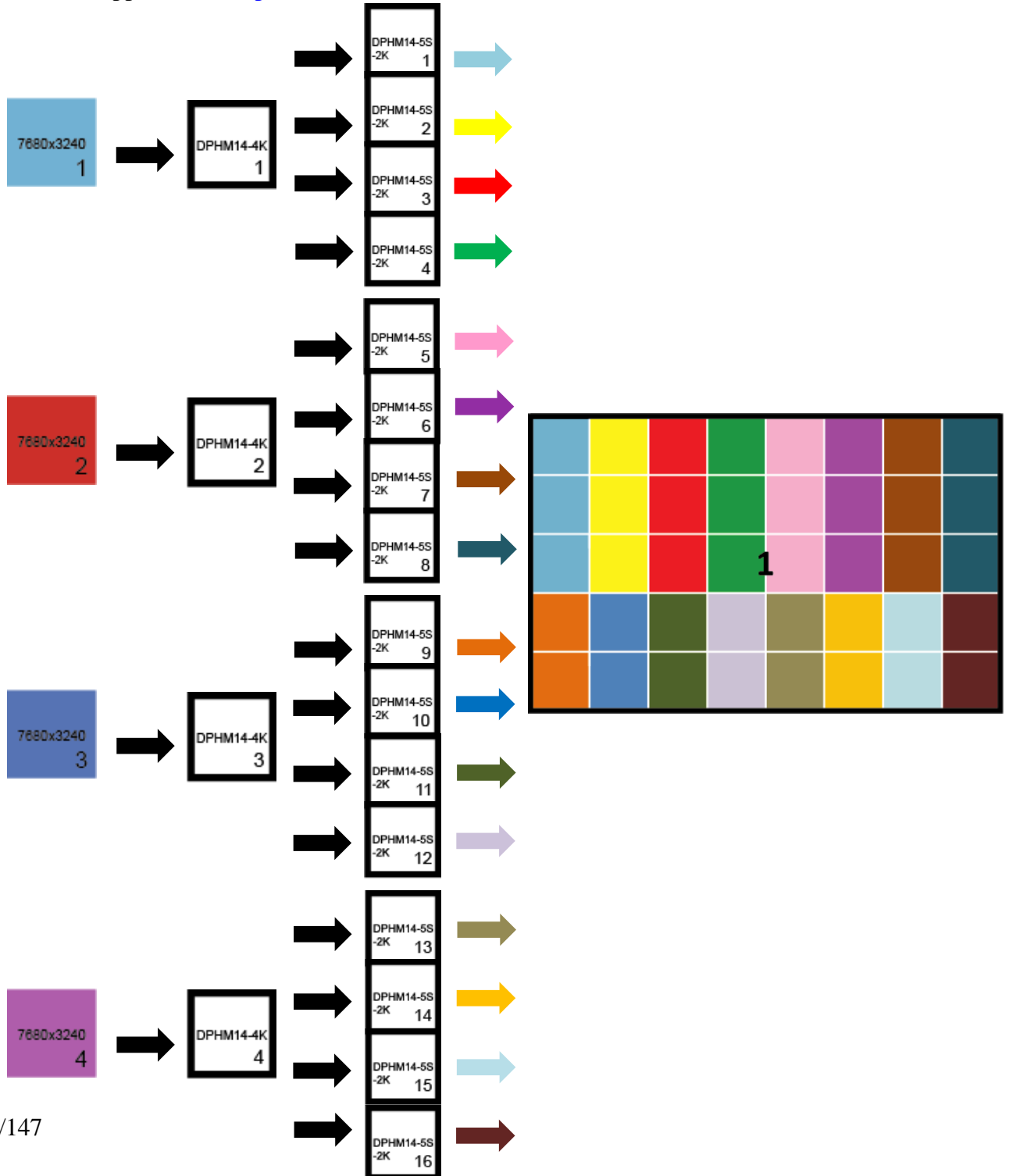
- 2x [DPHM\\_VW\\_16K](#) units; and
- 4x 7680x3240 outputs from the GPU (as inputs to the DPHM\_VW\_16K units)
- 35 x1920x1080 Output
- Enable [Mosaic](#) Combine to One Large Desktop 15360X6480
- Turn on [Pixel Overlay](#) to make 13440x5400 (NV Quadro Card)
- Support [Landscape](#) 13440x5400 & [Portrait](#) 5400x13440



## 8x5 configuration

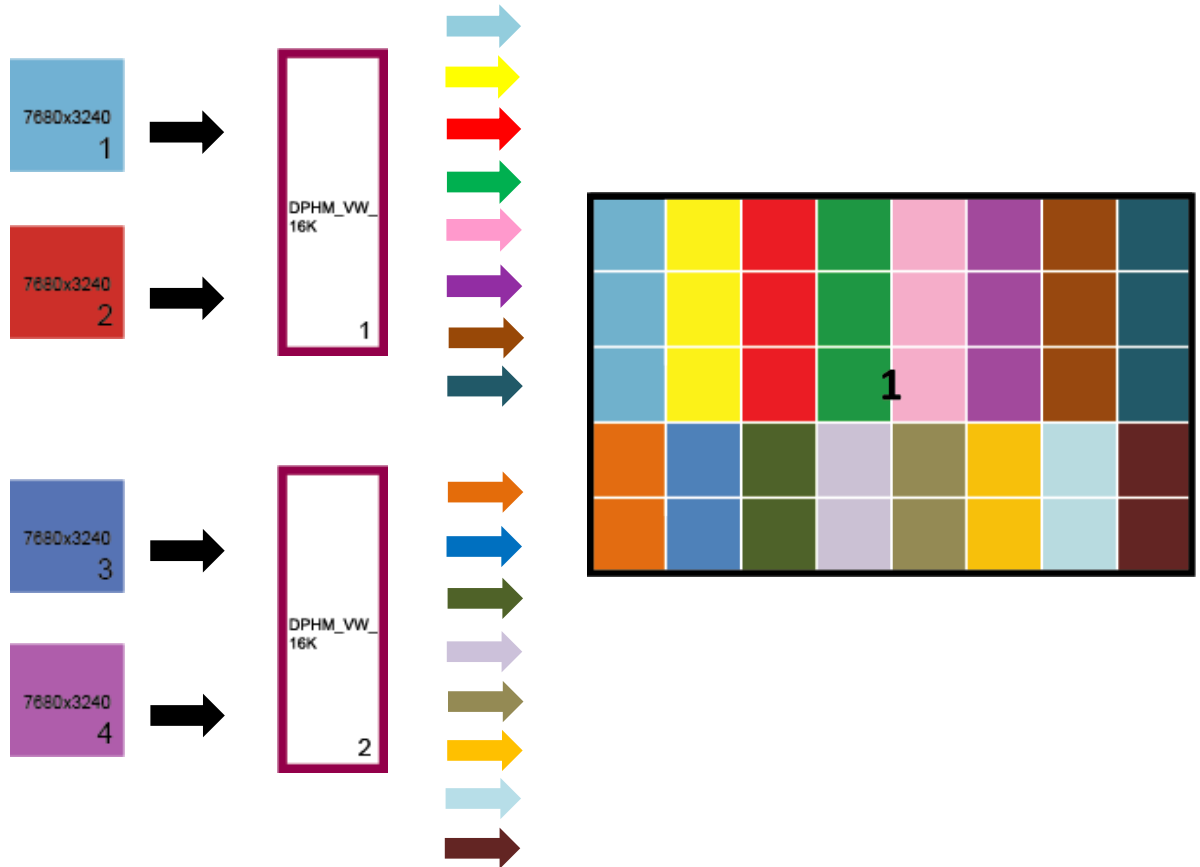
For a (8x5 2K) configuration, possible setups include: #1

- 4x [DPHM14\\_4K](#) units; and
- 4x 7680x3240 outputs from the GPU (as inputs to the DPHM14\_4K units)
- 16x [DPHM14-5S\\_2K](#) units; and
- 16x 1920x3240 outputs from the DPHM14\_4K (as inputs to the DPHM14-5S\_2K units)
- Enable [Mosaic](#) Combine to One Large Desktop 15360X6480
- Turn on [Pixel Overlay](#) to make 15360x5400 (NV Quadro Card)
- Support [Landscape](#) 15360x5400 & [Portrait](#) 5400x15360



For a (8x5 2K) configuration, possible setups include: #2

- 2x [DPHM\\_VW\\_16K](#) units; and
- 4x 7680x3240 outputs from the GPU (as inputs to the DPHM\_VW\_16K units)
- 40x1920x1080 Output
- Enable [Mosaic](#) Combine to One Large Desktop 15360X6480
- Turn on [Pixel Overlay](#) to make 15360x5400 (NV Quadro Card)
- Support [Landscape](#) 15360x5400 & [Portrait](#) 5400x15360

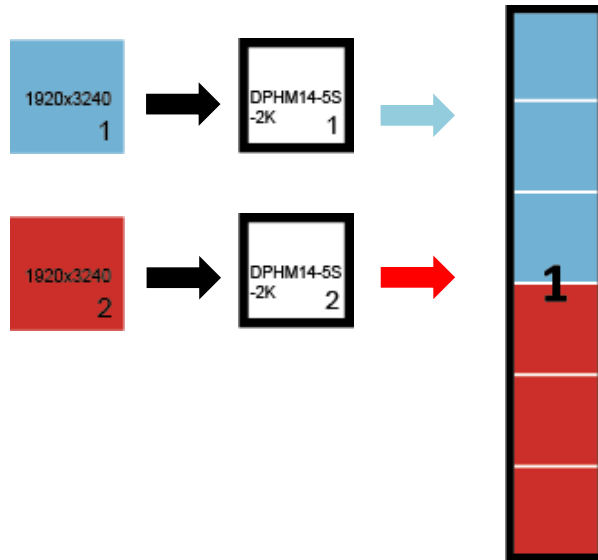


## X6 Configuration

### 1x6 configuration

For a (1x6 2K) configuration, possible setups include:

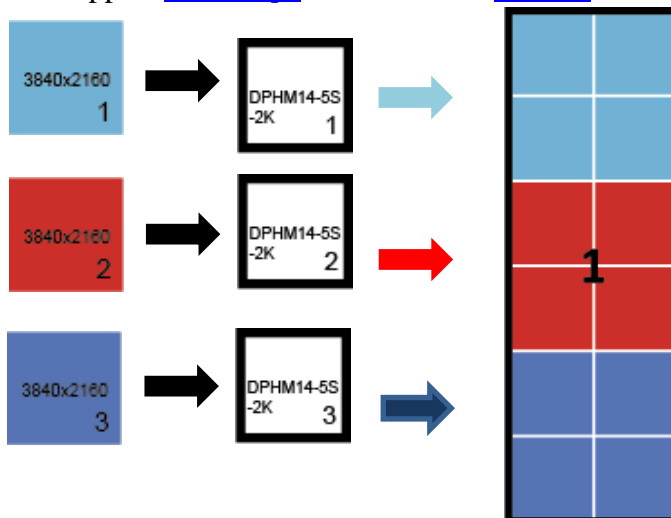
- 2x [DPHM14-5S 2K](#) units; and
- 2x 1920x3240 outputs from the GPU (as inputs to the DPHM14-5S\_2K units)
- Enable [Surround](#) or [Mosaic](#) Combine to One Large Desktop 1920X6480
- Support [Landscape](#) 1920x6480 & [Portrait](#) 6480x1920



### 2x6 configuration

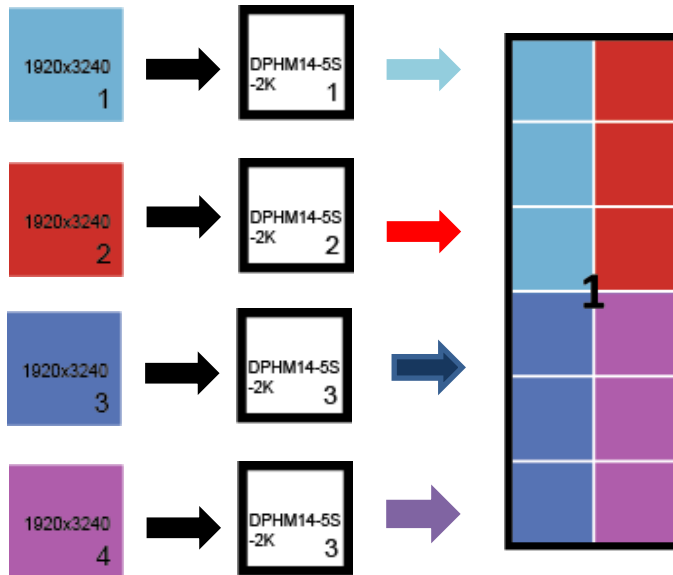
For a (2x6 2K) configuration, possible setups include: #1

- 3x [DPHM14-5S 2K](#) units; and
- 3x 3840x2160 outputs from the GPU (as inputs to the DPHM14-5S\_2K units)
- Enable [Surround](#) or [Mosaic](#) Combine to One Large Desktop 3840X6480
- Support [Landscape](#) 3840x6480 & [Portrait](#) 6480x3840



For a (2x6 2K) configuration, possible setups include: #2

- 4x [DPHM14-5S\\_2K](#) units; and
- 4x 1920x3240 outputs from the GPU (as inputs to the DPHM14-5S\_2K units)
- Enable [Surround](#) or [Mosaic](#) Combine to One Large Desktop 3840X6480
- Support [Landscape](#) 3840x6480 & [Portrait](#) 6480x3840

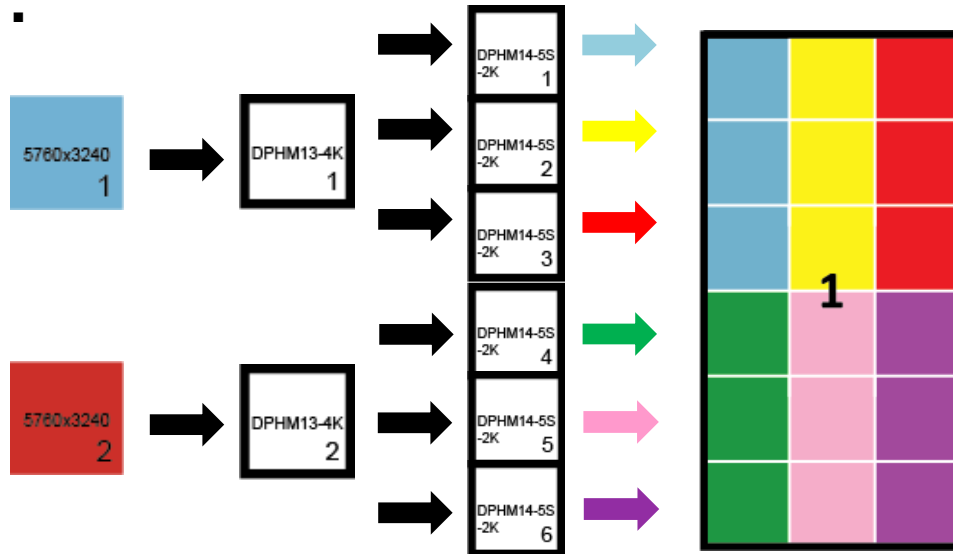




### 3x6 configuration

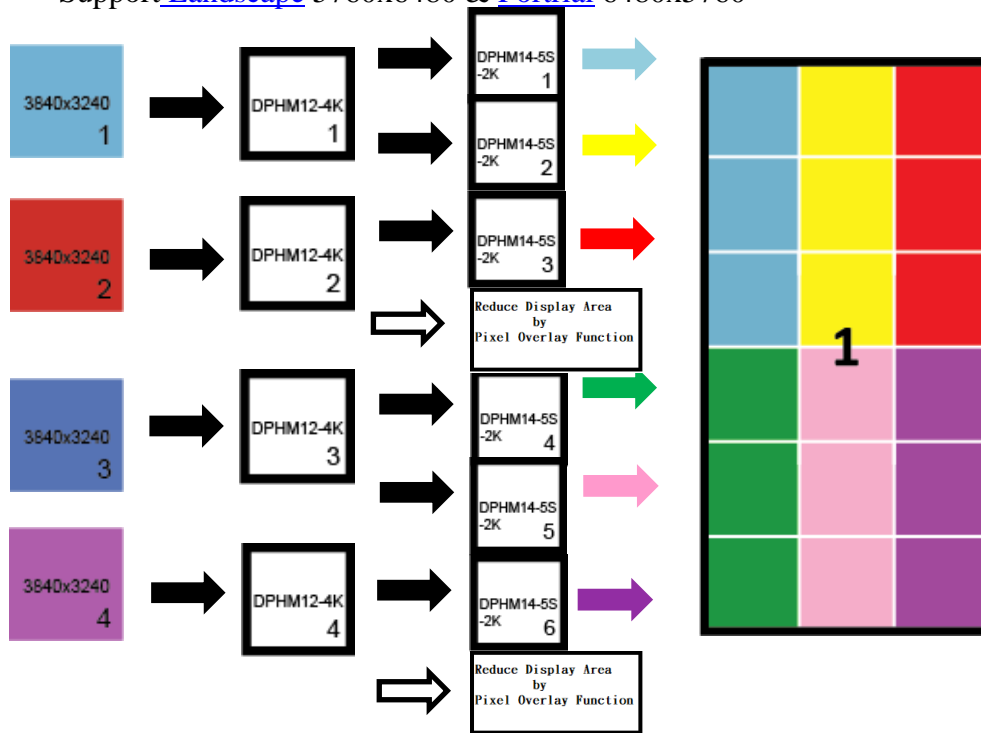
For a (3x6 2K) configuration, possible setups include: #1

- 2x [DPHM13\\_4K](#) units; and
- 2x 5760x3240 outputs from the GPU (as inputs to the DPHM13\_4K units)
- 6x [DPHM14-5S\\_2K](#) units; and
- 6x 1920x3240 outputs from the DPHM13\_4K (as inputs to the DPHM14-5S\_2K units)
- Enable [Surround](#) or [Mosaic](#) Combine to One Large Desktop 5760X6480
- Support [Landscape](#) 5760x6480 & [Portrait](#) 6480x5760
- 



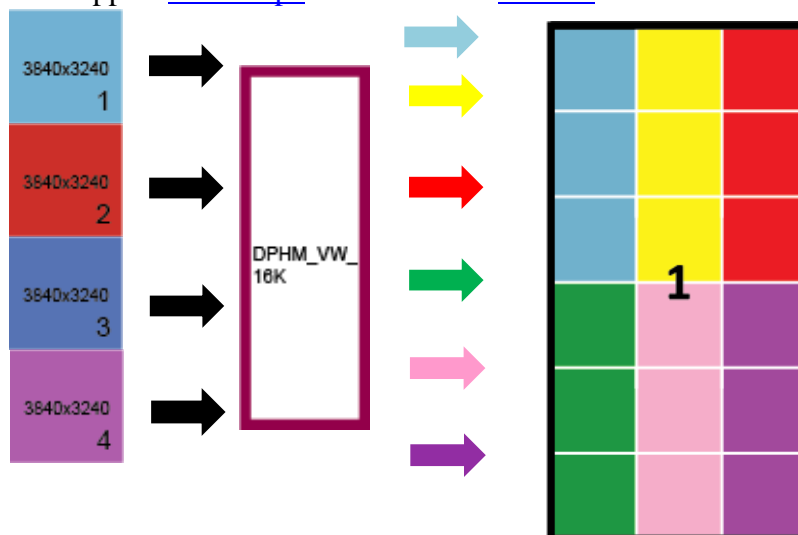
For a (3x6 2K) configuration, possible setups include: #2

- 4x [DPHM12\\_4K](#) units; and
- 4x 3840x3240 outputs from the GPU (as inputs to the DPHM12\_4K units)
- 6x [DPHM14-5S\\_2K](#) units; and
- 6x 1920x3240 outputs from the DPHM12\_4K (as inputs to the DPHM14-5S\_2K units)
- Enable [Surround](#) or [Mosaic](#) Combine to One Large Desktop 7680X6480
- Turn on [Pixel Overlay](#) to make 5760x6480 (NV Quadro Card)
- Support [Landscape](#) 5760x6480 & [Portrait](#) 6480x5760



For a (3x6 2K) configuration, possible setups include: #3

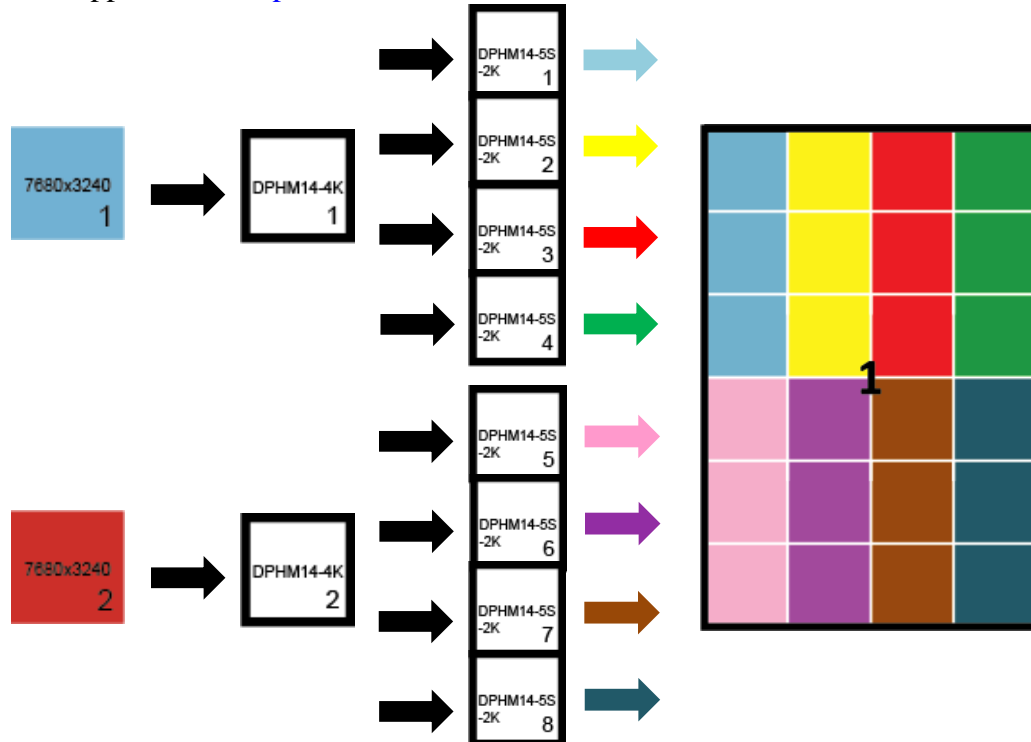
- 1x [DPHM\\_VW\\_16K](#) units; and
- 4x 3840x3240 outputs from the GPU (as inputs to the DPHM\_VW\_16K units)
- 18x1920x1080 Output
- Enable [Surround](#) or [Mosaic](#) Combine to One Large Desktop 7680X6480
- Turn on [Pixel Overlay](#) to make 5760x6480 (NV Quadro Card)
- Support [Landscape](#) 5760x6480 & [Portrait](#) 6480x5760



## 4x6 configuration

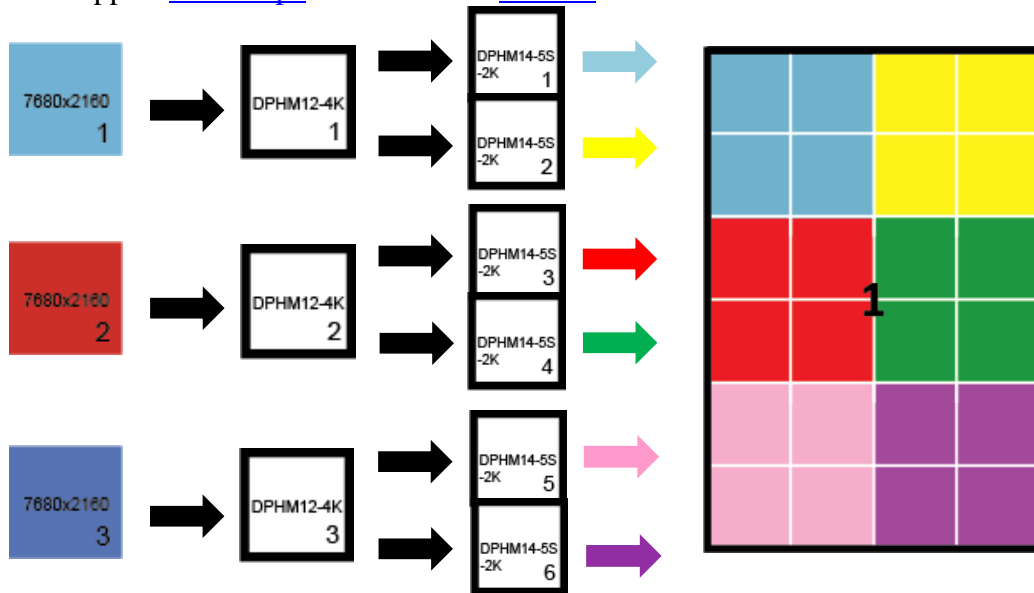
For a (4x6 2K) configuration, possible setups include: #1

- 2x [DPHM14\\_4K](#) units; and
- 2x 7680x3240 outputs from the GPU (as inputs to the DPHM14\_4K units)
- 8x [DPHM14-5S\\_2K](#) units; and
- 8x 1920x3240 outputs from the DPHM14\_4K (as inputs to the DPHM14-5S\_2K units)
- Enable [Surround](#) or [Mosaic](#) Combine to One Large Desktop 7680X6480
- Support [Landscape](#) 7680x6480 & [Portrait](#) 6480x7680



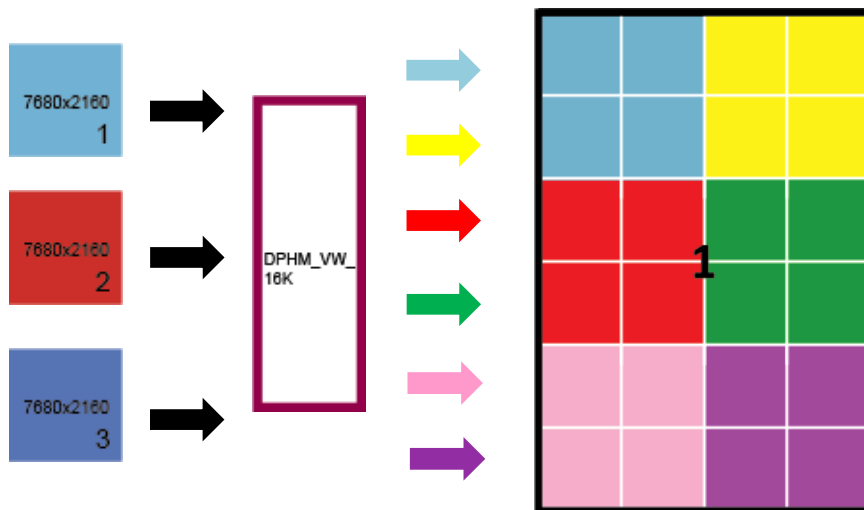
For a (4x6 2K) configuration, possible setups include: #2

- 3x [DPHM12\\_4K](#) units; and
- 3x 7680x2160 outputs from the GPU (as inputs to the DPHM12\_4K units)
- 6x [DPHM14-5S\\_2K](#) units; and
- 6x 3840x2160 outputs from the DPHM12\_4K (as inputs to the DPHM14-5S\_2K units)
- Enable [Surround](#) or [Mosaic](#) Combine to One Large Desktop 7680X6480
- Support [Landscape](#) 7680x6480 & [Portrait](#) 6480x7680



For a (4x6 2K) configuration, possible setups include: #3

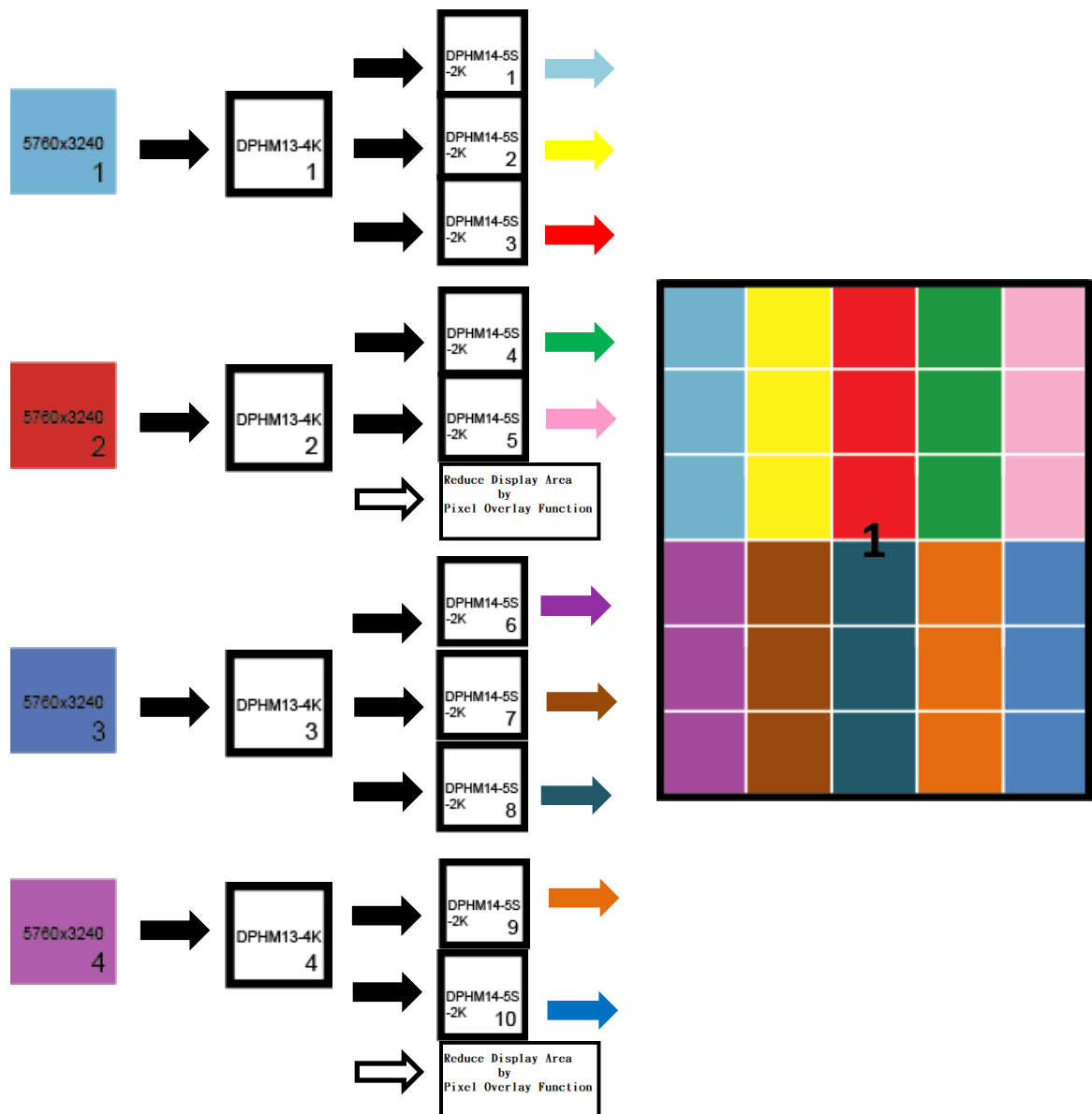
- 1x [DPHM\\_VW\\_16K](#) units; and
- 3x 7680x2160 outputs from the GPU (as inputs to the DPHM\_VW\_16K units)
- 24x1920x1080 Output
- Enable [Surround](#) or [Mosaic](#) Combine to One Large Desktop 7680X6480
- Support [Landscape](#) 7680x6480 & [Portrait](#) 6480x7680



## 5x6 configuration

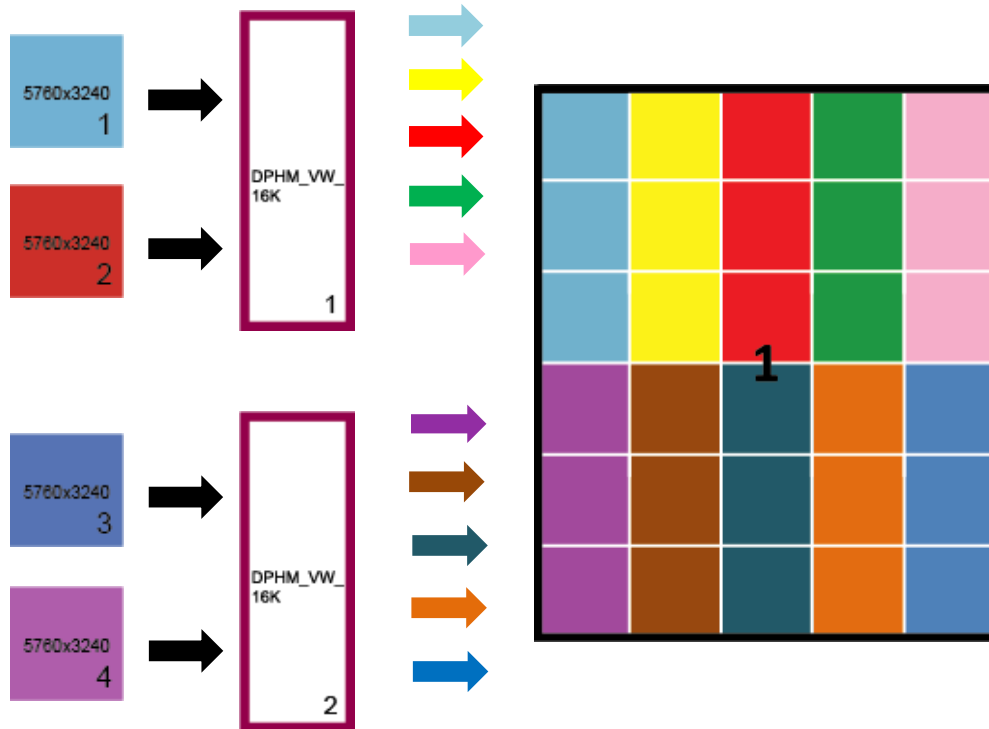
For a (5x6 2K) configuration, possible setups include: #1

- 4x [DPHM13\\_4K](#) units; and
- 4x 5760x3240 outputs from the GPU (as inputs to the DPHM13\_4K units)
- 10x [DPHM14-5S\\_2K](#) units
- 10x 1920x3240 outputs from the DPHM13\_4K (as inputs to the DPHM14-5S\_2K units)
- Enable [Mosaic Combine](#) to One Large Desktop 11520X6480
- Turn on [Pixel Overlay](#) to make 9600x6480 (NV Quadro Card)
- Support [Landscape](#) 9600x6480 & [Portrait](#) 6480x9600



For a (5x6 2K) configuration, possible setups include: #2

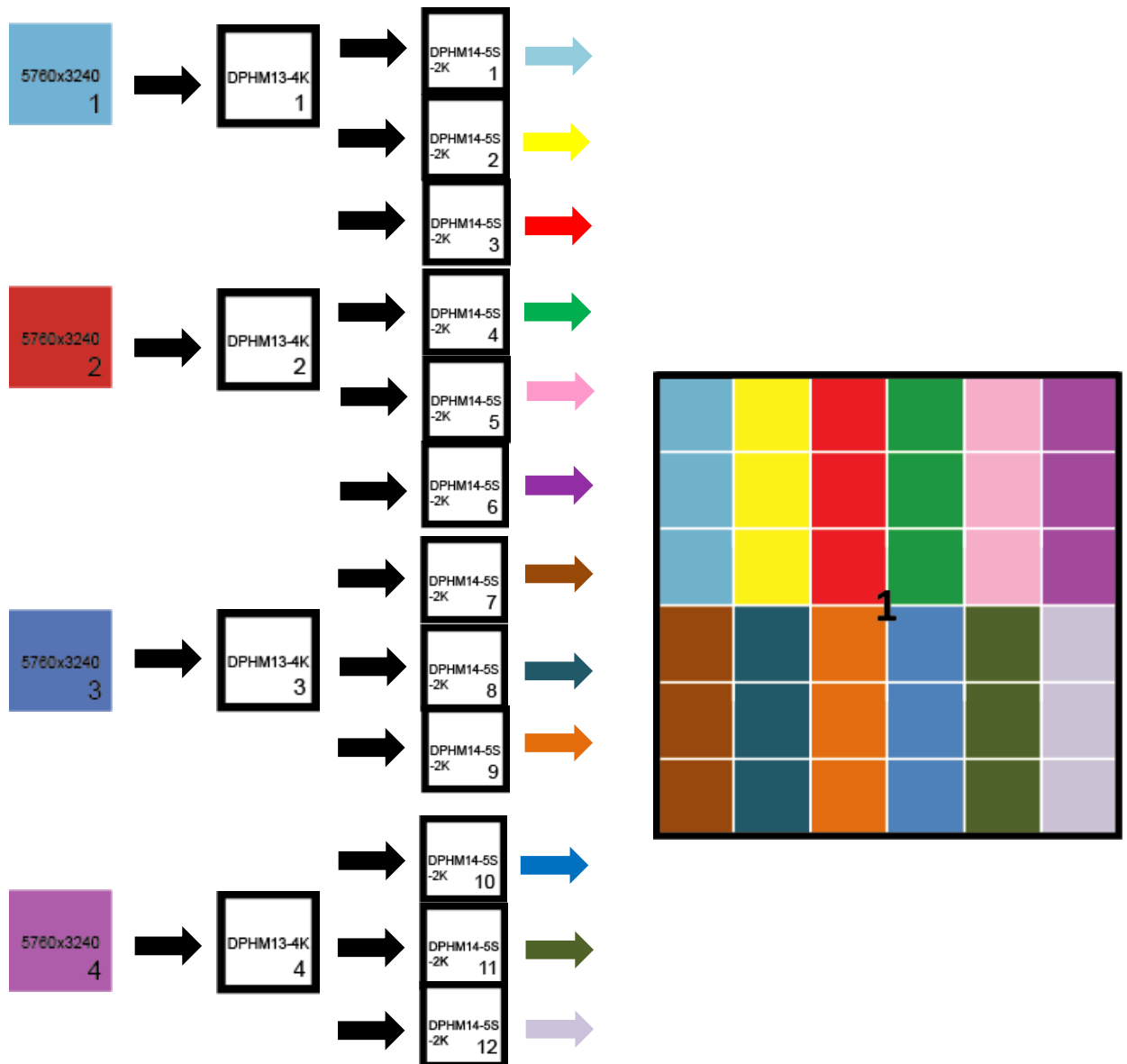
- 2x [DPHM\\_VW\\_16K](#) units; and
- 4x 5760x3240 outputs from the GPU (as inputs to the DPHM\_VW\_16K units)
- 30x1920x1080 Output
- Enable [Mosaic](#) Combine to One Large Desktop 11520X6480
- Turn on [Pixel Overlay](#) to make 9600x6480 (NV Quadro Card)
- Support [Landscape](#) 9600x6480 & [Portrait](#) 6480x9600



## 6x6 configuration

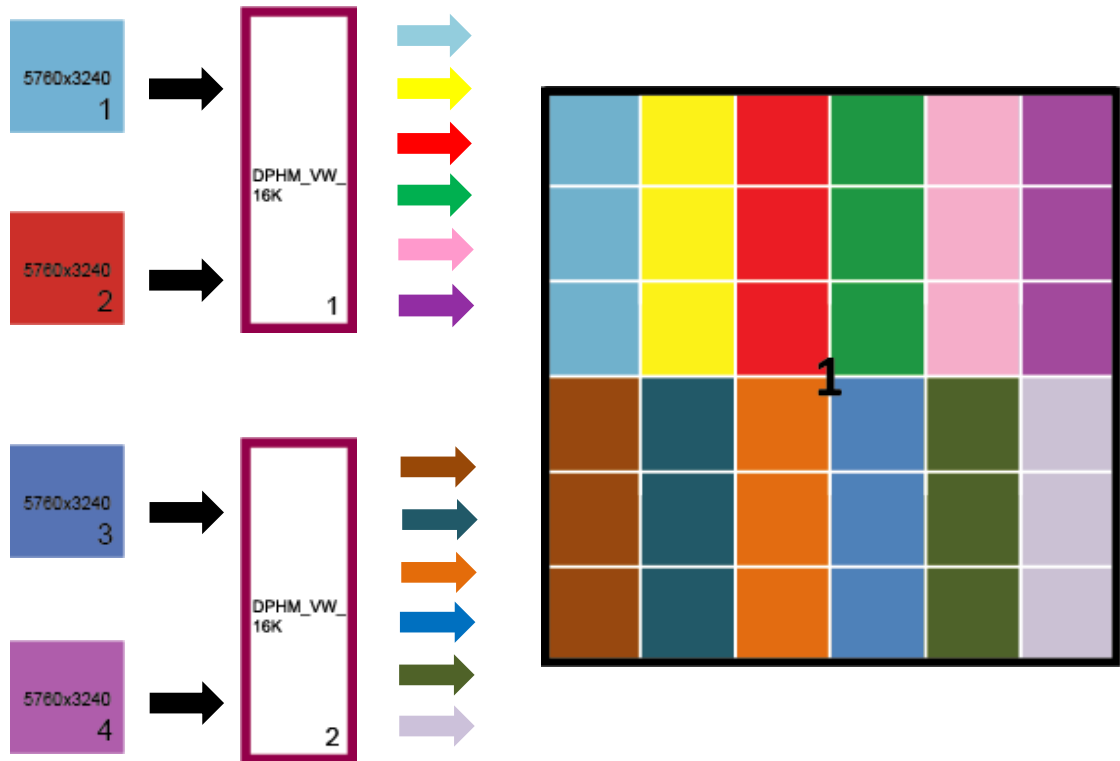
For a (6x6 2K) configuration, possible setups include: #1

- 4x [DPHM13\\_4K](#) units; and
- 4x 5760x3240 outputs from the GPU (as inputs to the DPHM13\_4K units)
- 12x [DPHM14-5S\\_2K](#) units; and
- 12x 1920x3240 outputs from the DPHM13\_4K (as inputs to the DPHM14-5S\_2K units)
- Enable [Surround](#) or [Mosaic](#) Combine to One Large Desktop 11520X6480
- Support [Landscape](#) 11520x6480 & [Portrait](#) 6480x11520



For a (6x6 2K) configuration, possible setups include: #2

- 2x [DPHM\\_VW\\_16K](#) units; and
- 4x 5760x3240 outputs from the GPU (as inputs to the DPHM\_VW\_16K units)
- 36x1920x1080 Output
- Enable [Surround](#) or [Mosaic](#) Combine to One Large Desktop 11520X6480
- Support [Landscape](#) 11520x6480 & [Portrait](#) 6480x11520

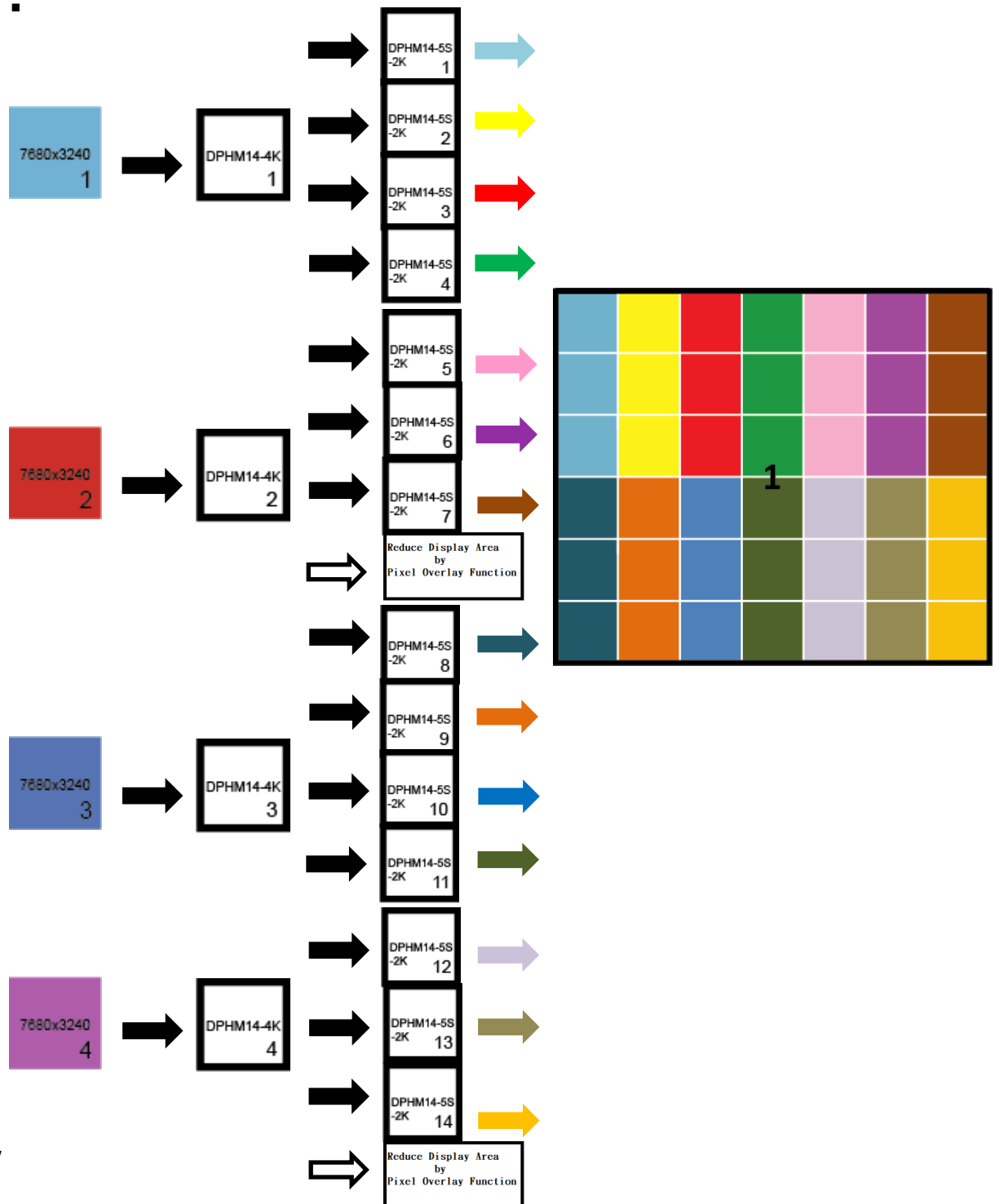




## 7x6 configuration

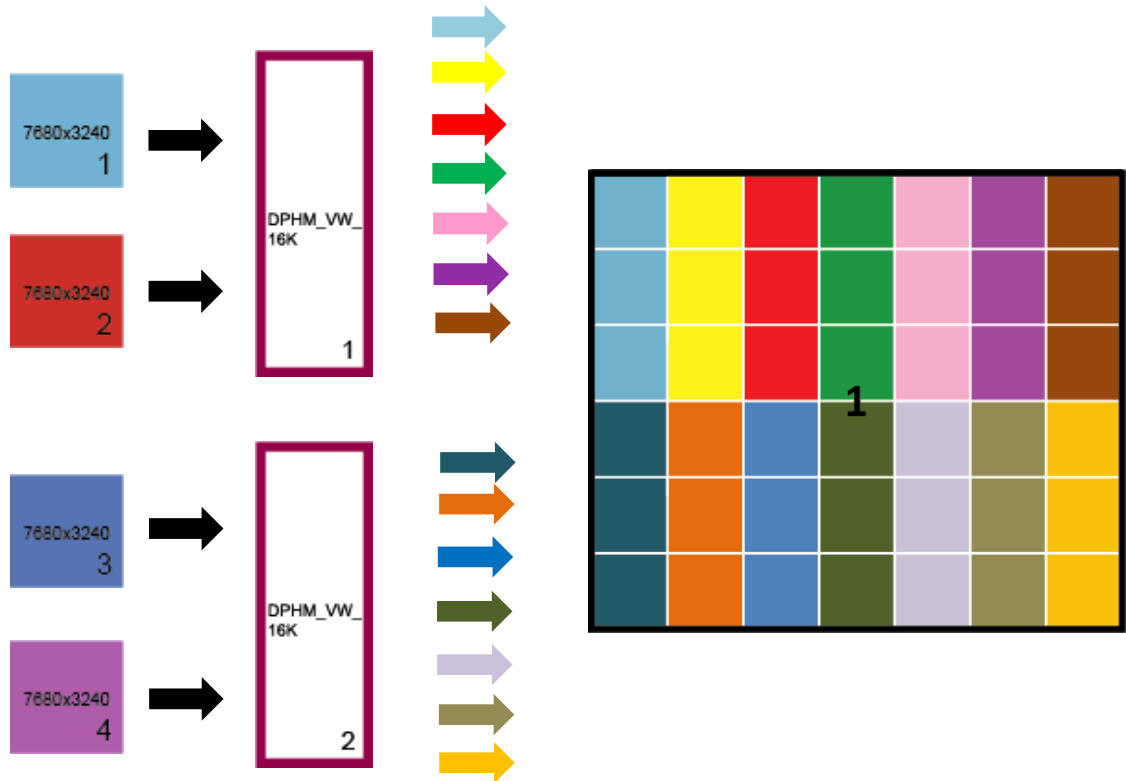
For a (7x6 2K) configuration, possible setups include: #1

- 4x [DPHM14\\_4K](#) units; and
- 4x 7680x3240 outputs from the GPU (as inputs to the DPHM14\_4K units)
- 14x [DPHM14-5S\\_2K](#) units; and
- 14x 1920x3240 outputs from the DPHM14\_4K (as inputs to the DPHM14-5S\_2K units)
- Enable [Mosaic](#) Combine to One Large Desktop 15360X6480
- Turn on [Pixel Overlay](#) to make 13440x6480 (NV Quadro Card)
- Support [Landscape](#) 13440x6480 & [Portrait](#) 6480x13440
- 



For a (7x6 2K) configuration, possible setups include: #2

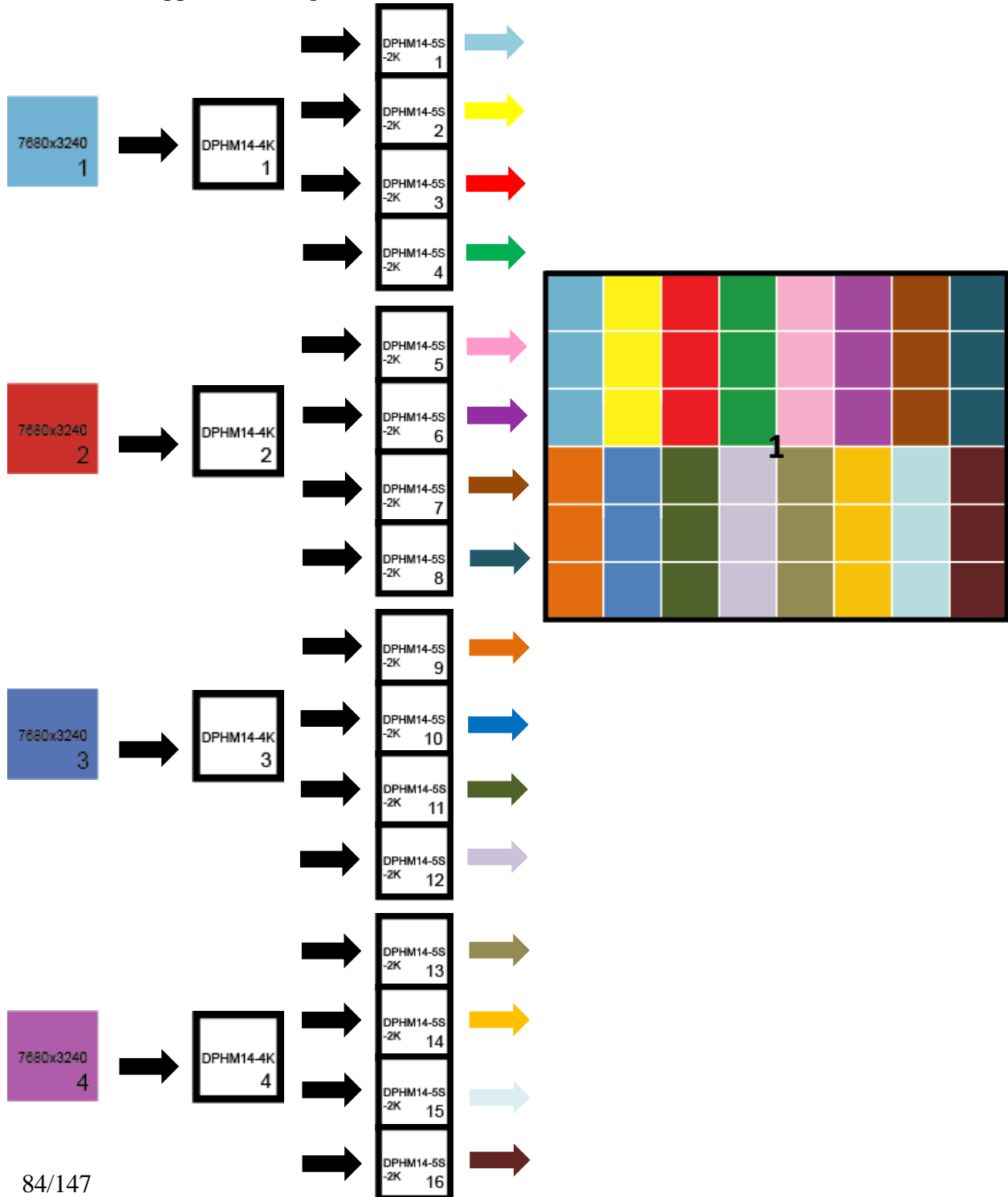
- 2x [DPHM\\_VW\\_16K](#) units; and
- 4x 7680x3240 outputs from the GPU (as inputs to the DPHM\_VW\_16K units)
- 42x1920x1080 Output
- Enable [Mosaic](#) Combine to One Large Desktop 15360X6480
- Turn on [Pixel Overlay](#) to make 13440x6480 (NV Quadro Card)
- Support [Landscape](#) 13440x6480 & [Portrait](#) 6480x13440



## 8x6 configuration

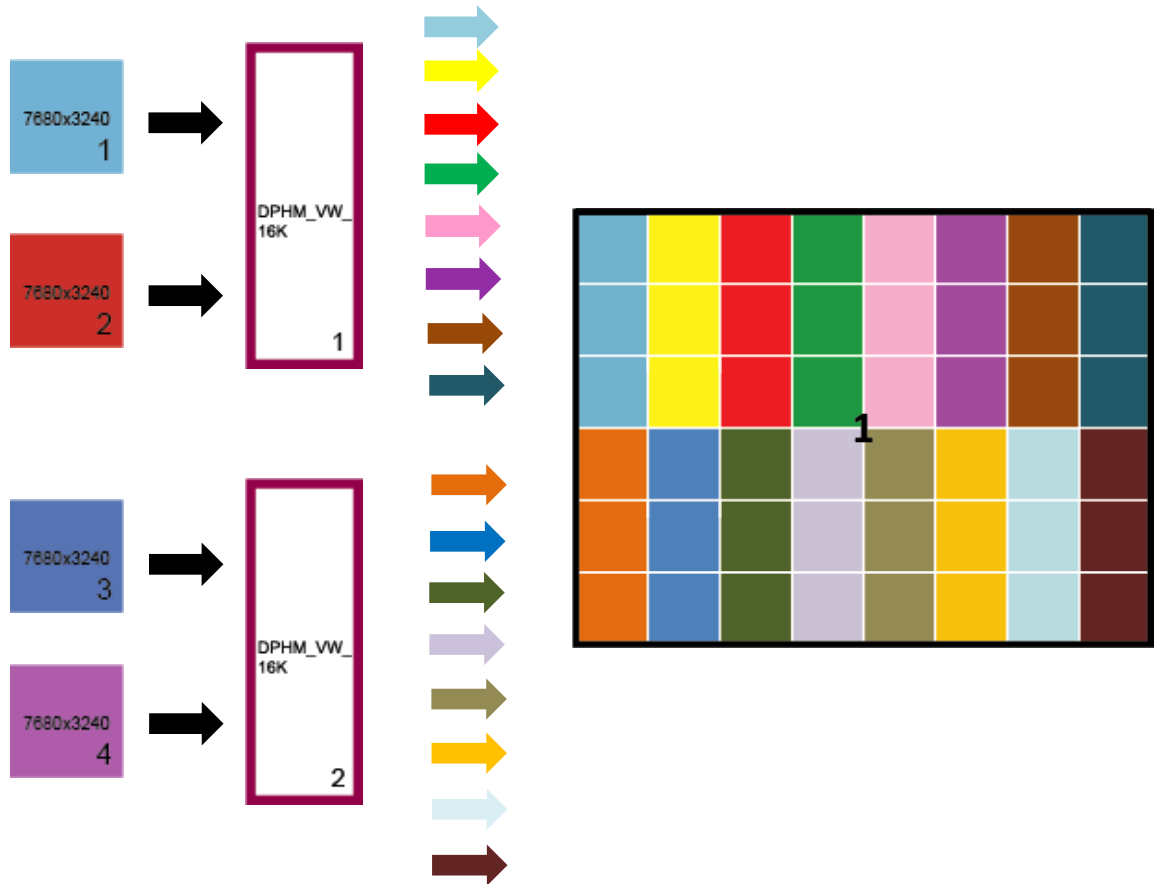
For a (8x6 2K) configuration, possible setups include: #1

- 4x [DPHM14\\_4K](#) units; and
- 4x 7680x3240 outputs from the GPU (as inputs to the DPHM14\_4K units)
- 16x [DPHM14-5S\\_2K](#) units; and
- 16x 1920x3240 outputs from the DPHM14\_4K (as inputs to the DPHM14-5S\_2K units)
- Enable [Surround](#) or [Mosaic](#) Combine to One Large Desktop 15360X6480
- Support [Landscape](#) 15360x6480 & [Portrait](#) 6480x15360



For a (8x6 2K) configuration, possible setups include: #2

- 2x [DPHM\\_VW\\_16K](#) units; and
- 4x 7680x3240 outputs from the GPU (as inputs to the DPHM\_VW\_16K units)
- 48x1920x1080 Output
- Enable [Surround](#) or [Mosaic](#) Combine to One Large Desktop 15360X6480
- Support [Landscape](#) 15360x6480 & [Portrait](#) 6480x15360

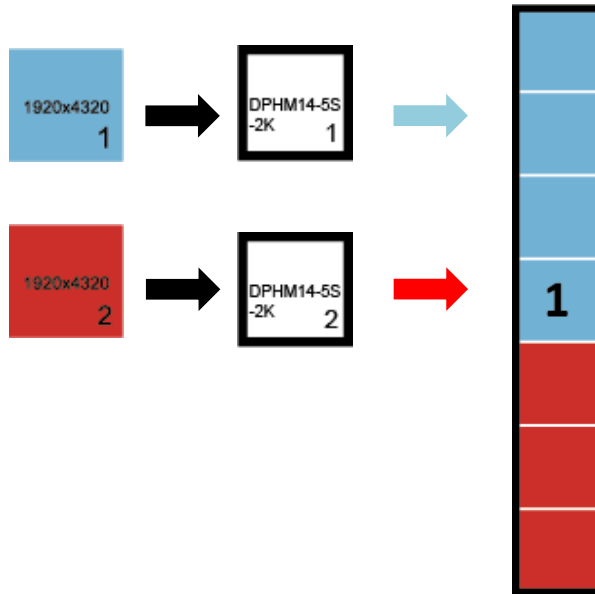


## X7 Configuration

### 1x7 configuration

For a (1x7 2K) configuration, possible setups include:

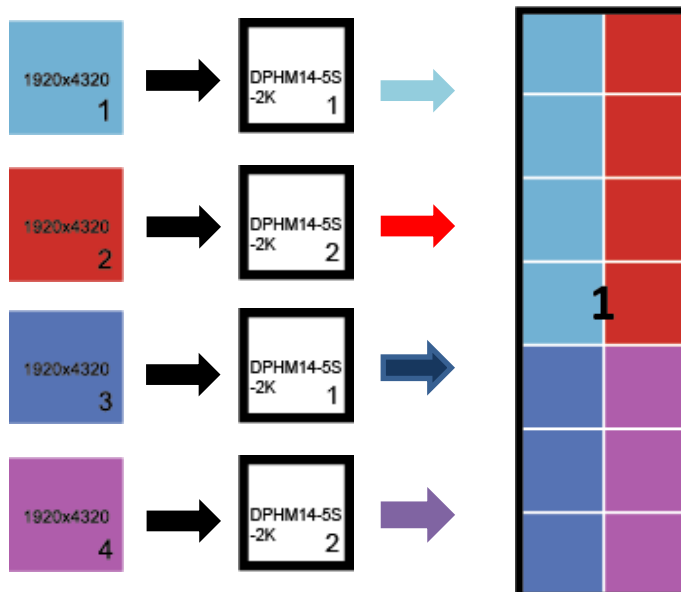
- 2x [DPHM14-5S\\_2K](#) units; and
- 2x 1920x4320 outputs from the GPU (as inputs to the DPHM14-5S\_2K units)
- Enable [Mosaic](#) Combine to One Large Desktop 1920X8640
- Turn on [Pixel Overlay](#) to make 1920x7560 (NV Quadro Card)
- Support [Landscape](#) 1920x7560 & [Portrait](#) 7560x1920



### 2x7 configuration

For a (2x7 2K) configuration, possible setups include:

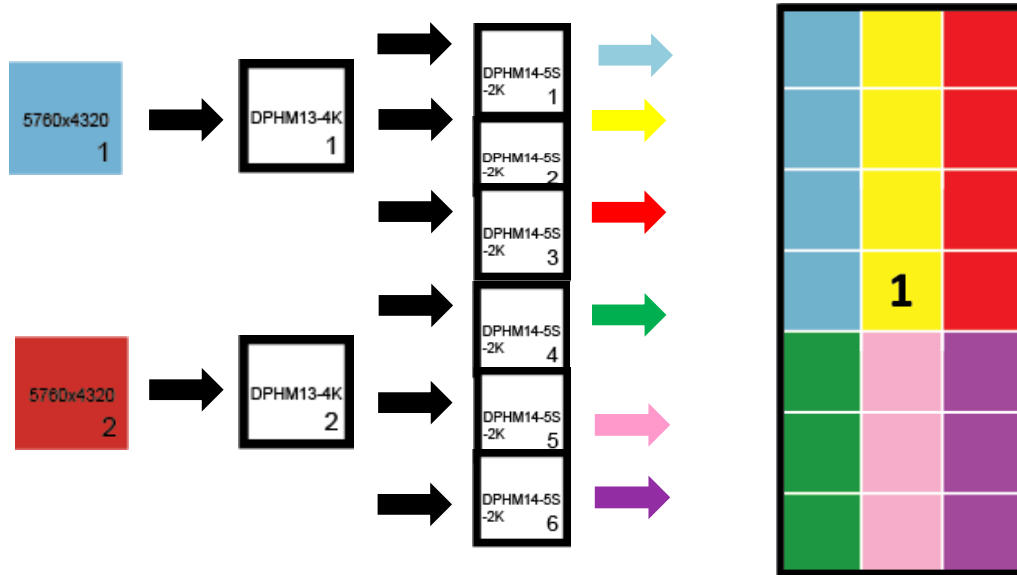
- 4x [DPHM14-5S\\_2K](#) units; and
- 4x 1920x4320 outputs from the GPU (as inputs to the DPHM14-5S\_2K units)
- Enable [Mosaic](#) Combine to One Large Desktop 3840X8640
- Turn on [Pixel Overlay](#) to make 3840x7560 (NV Quadro Card)
- Support [Landscape](#) 3840x7560 & [Portrait](#) 7560x3840



### 3x7 configuration

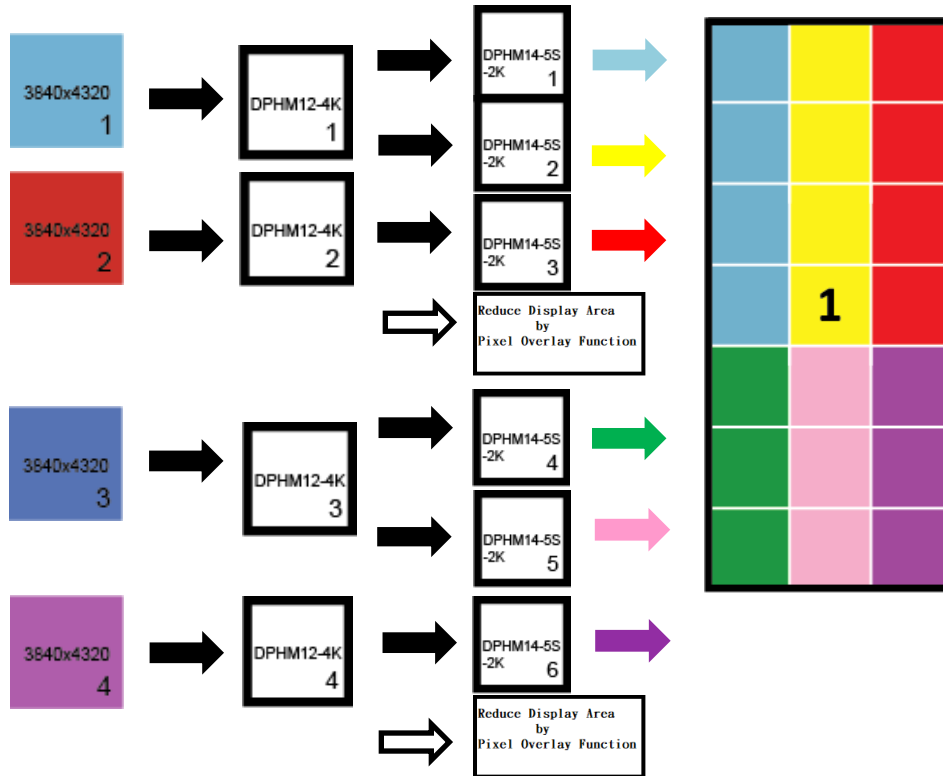
For a (3x7 2K) configuration, possible setups include: #1

- 2x [DPHM13\\_4K](#) units; and
- 2x 5760x4320 outputs from the GPU (as inputs to the DPHM13\_4K units)
- 6x [DPHM14-5S\\_2K](#) units; and
- 6x 1920x4320 outputs from the DPHM13\_4K (as inputs to the DPHM14-5S\_2K units)
- Enable [Mosaic](#) Combine to One Large Desktop 5760X8640
- Turn on [Pixel Overlay](#) to make 5760x7560 (NV Quadro Card)
- Support [Landscape](#) 5760x7560 & [Portrait](#) 7560x5760



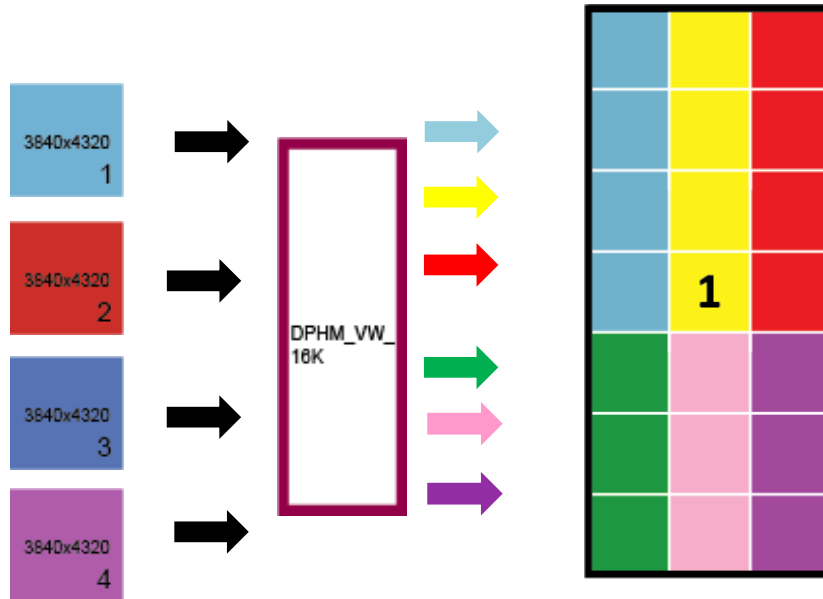
For a (3x7 2K) configuration, possible setups include: #2

- 4x [DPHM12\\_4K](#) units; and
- 4x 3840x4320 outputs from the GPU (as inputs to the DPHM12\_4K units)
- 6x [DPHM14-5S\\_2K](#) units; and
- 6x 1920x4320 outputs from the DPHM12\_4K (as inputs to the DPHM14-5S\_2K units)
- Enable [Mosaic](#) Combine to One Large Desktop 7680X8640
- Turn on [Pixel Overlay](#) to make 5760x7560 (NV Quadro Card)
- Support [Landscape](#) 5760x7560 & [Portrait](#) 7560x5760



For a (3x7 2K) configuration, possible setups include: #3

- 1x [DPHM\\_VW\\_16K](#) units; and
- 4x 3840x4320 outputs from the GPU (as inputs to the DPHM\_VW\_16K units)
- 21x1920x1080 Output
- Enable [Mosaic](#) Combine to One Large Desktop 768X8640
- Turn on [Pixel Overlay](#) to make 5760x7560 (NV Quadro Card)
- Support [Landscape](#) 5760x7560 & [Portrait](#) 7560x5760

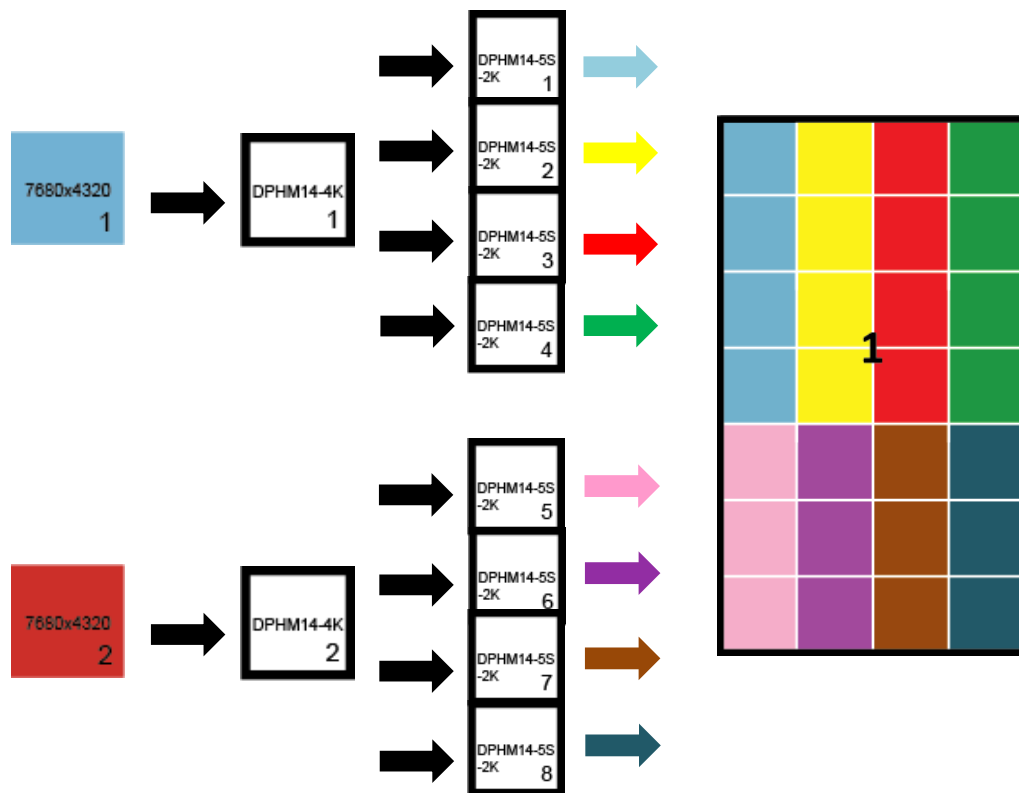




## 4x7 configuration

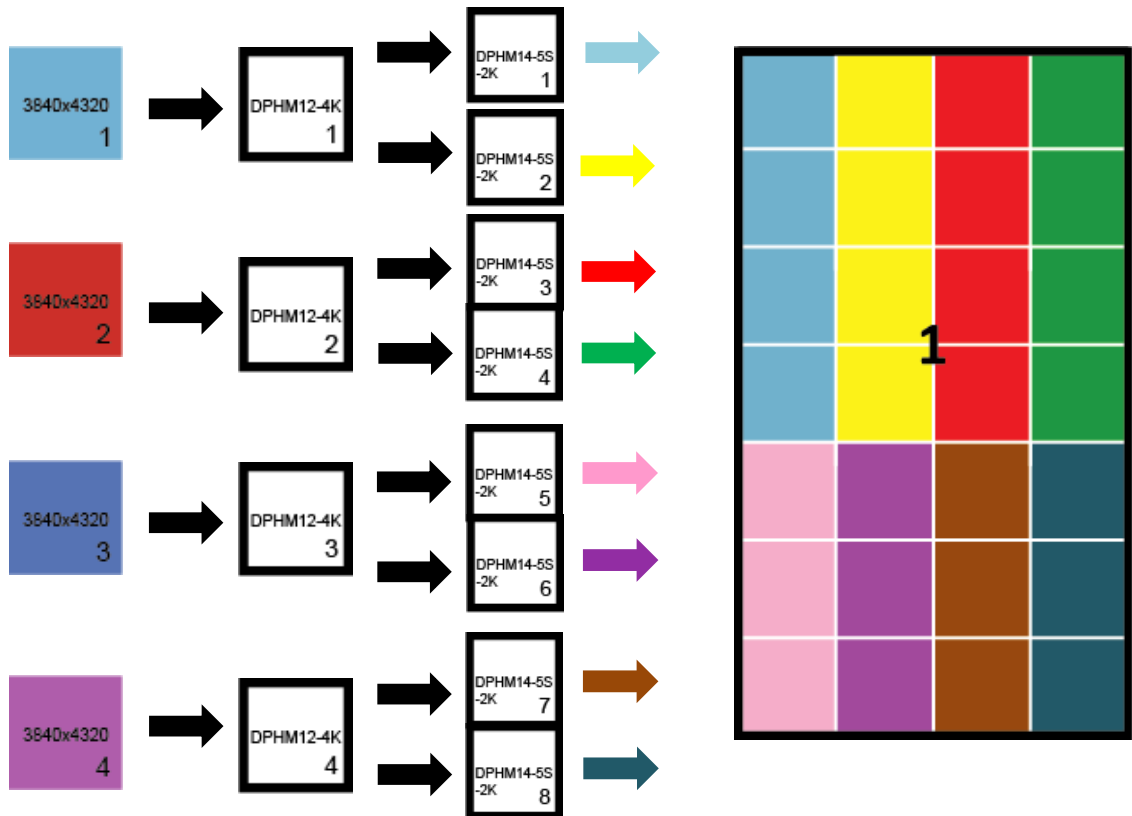
For a (4x7 2K) configuration, possible setups include: #1

- 2x [DPHM14\\_4K](#) units; and
- 2x 7680x4320 outputs from the GPU (as inputs to the DPHM14\_4K units)
- 8x [DPHM14-5S\\_2K](#) units; and
- 8x 1920x4320 outputs from the DPHM14\_4K (as inputs to the DPHM14-5S\_2K units)
- Enable [Mosaic](#) Combine to One Large Desktop 7680X8640
- Turn on [Pixel Overlay](#) to make 7680x7560 (NV Quadro Card)
- Support [Landscape](#) 7680x7560 & [Portrait](#) 7560x7680



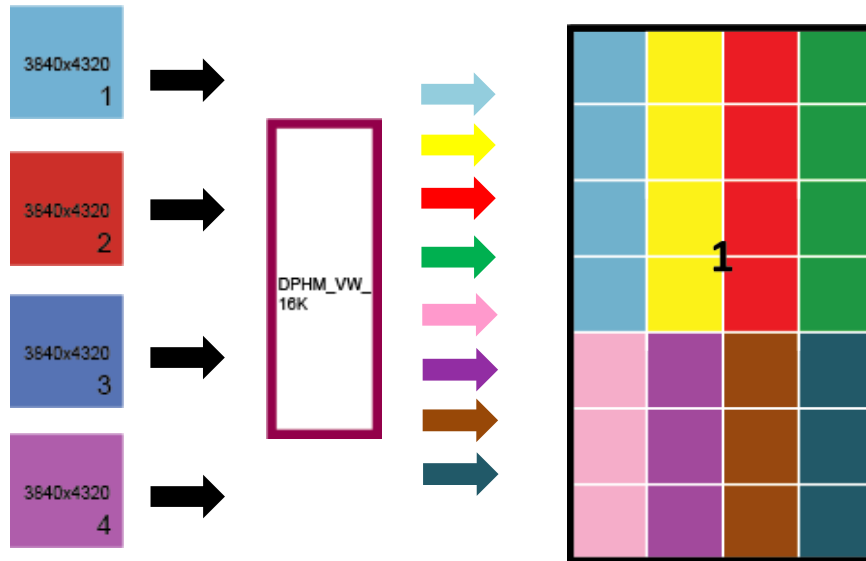
For a (4x7 2K) configuration, possible setups include: #2

- 4x [DPHM12\\_4K](#) units; and
- 4x 3840x4320 outputs from the GPU (as inputs to the DPHM12\_4K units)
- 8x [DPHM14-5S\\_2K](#) units; and
- 8x 1920x4320 outputs from the DPHM12\_4K (as inputs to the DPHM14-5S\_2K units)
- Enable [Mosaic](#) Combine to One Large Desktop 7680X8640
- Turn on [Pixel Overlay](#) to make 7680x7560 (NV Quadro Card)
- Support [Landscape](#) 7680x7560 & [Portrait](#) 7560x7680



For a (4x7 2K) configuration, possible setups include: #3

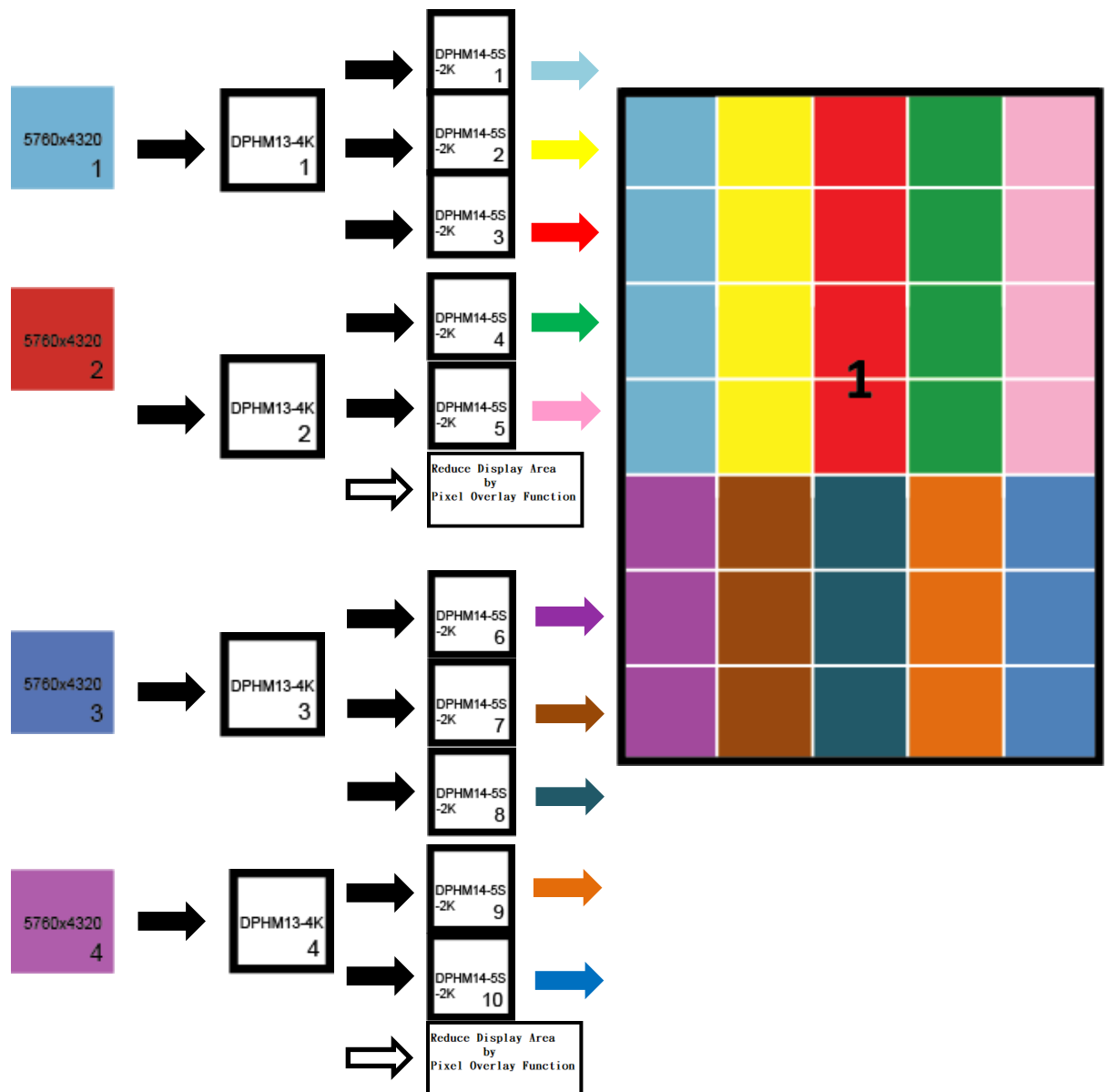
- 1x [DPHM\\_VW\\_16K](#) units; and
- 4x 3840x4320 outputs from the GPU (as inputs to the DPHM\_VW\_16K units)
- 28x1920x1080 Output
- Enable [Mosaic](#) Combine to One Large Desktop 7680X8640
- Turn on [Pixel Overlay](#) to make 7680x7560 (NV Quadro Card)
- Support [Landscape](#) 7680x7560 & [Portrait](#) 7560x7680



## 5x7 configuration

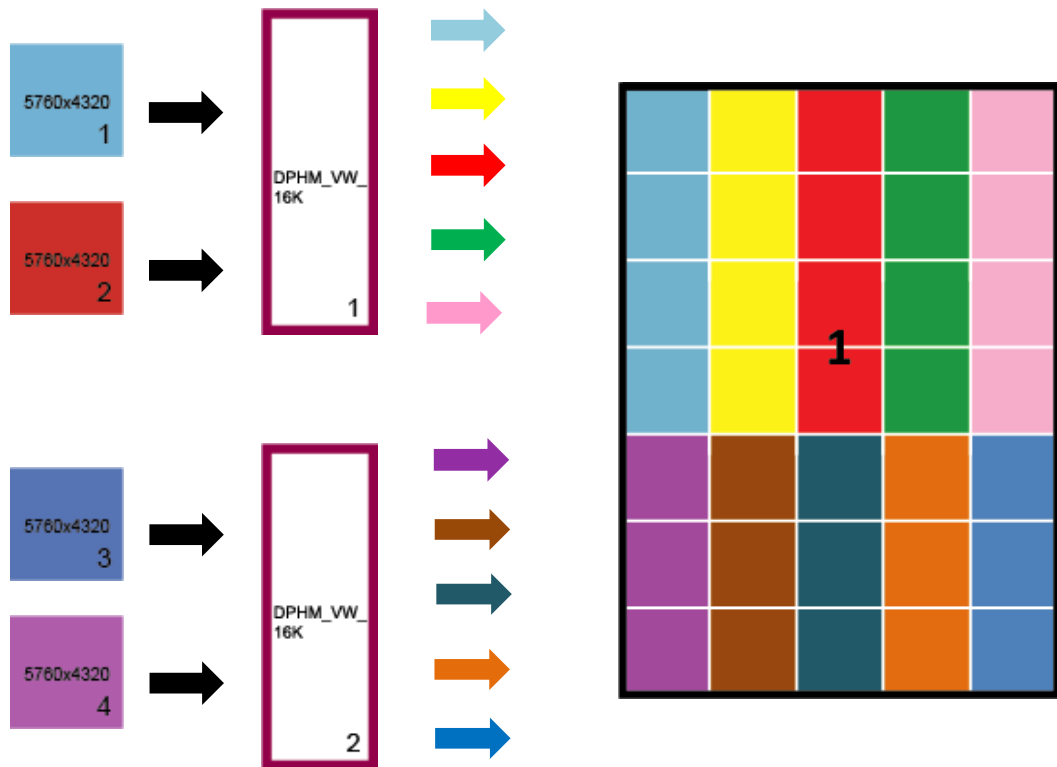
For a (5x7 2K) configuration, possible setups include: #1

- 4x [DPHM13\\_4K](#) units; and
- 4x 5760x4320 outputs from the GPU (as inputs to the DPHM13\_4K units)
- 10x [DPHM14-5S\\_2K](#) units; and
- 10x 1920x4320 outputs from the DPHM13\_4K (as inputs to the DPHM14-5S\_2K units)
- Enable [Mosaic](#) Combine to One Large Desktop 11520X8640
- Turn on [Pixel Overlay](#) to make 9600x7560 (NV Quadro Card)
- Support [Landscape](#) 9600x7560 & [Portrait](#) 7560x9600



For a (5x7 2K) configuration, possible setups include: #2

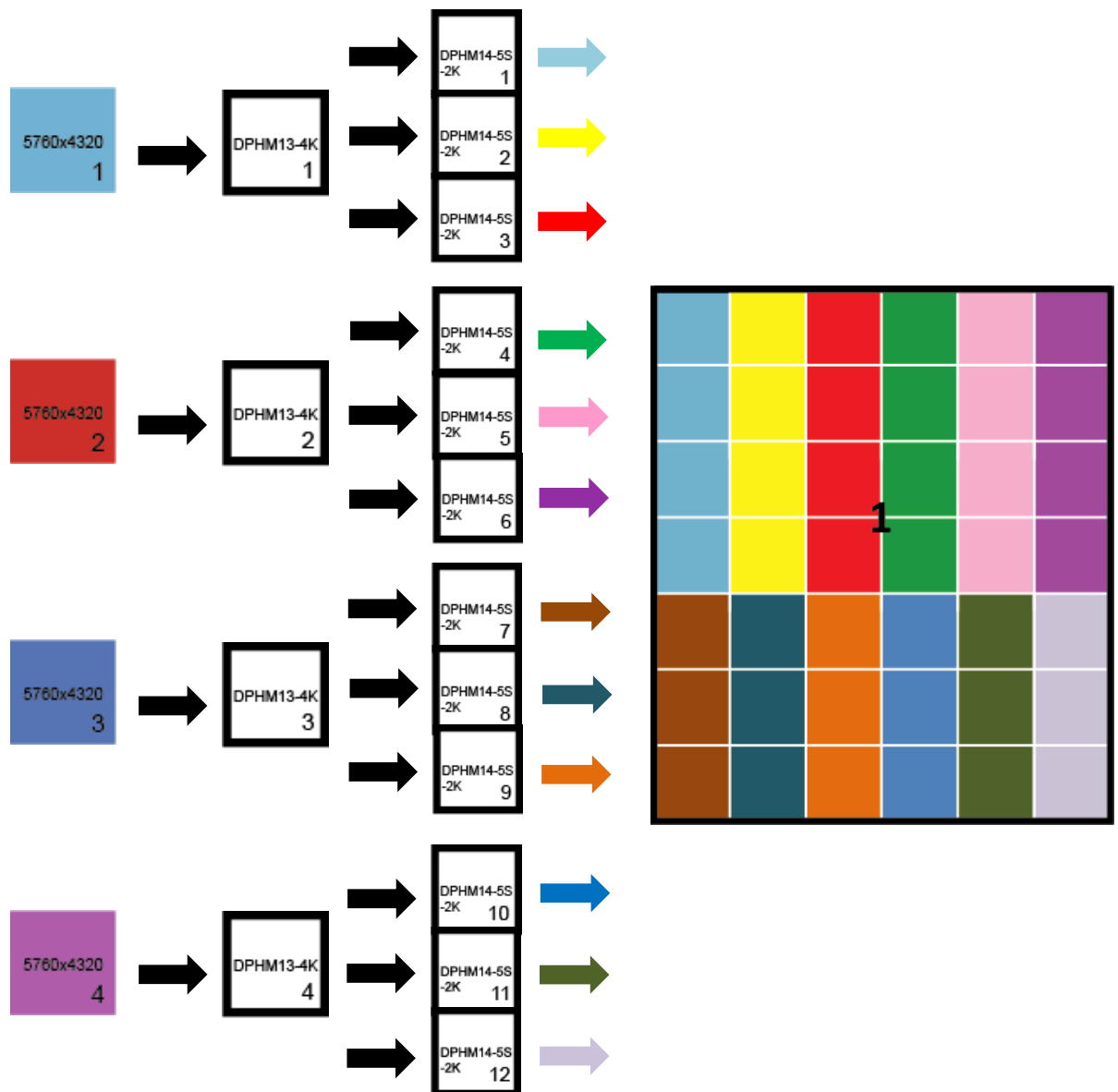
- 2x [DPHM\\_VW\\_16K](#) units; and
- 4x 5760x4320 outputs from the GPU (as inputs to the DPHM\_VW\_16K units)
- 35x1920x1080 Output
- Enable [Mosaic](#) Combine to One Large Desktop 11520X8640
- Turn on [Pixel Overlay](#) to make 9600x7560 (NV Quadro Card)
- Support [Landscape](#) 9600x7560 & [Portrait](#) 7560x9600



## 6x7 configuration

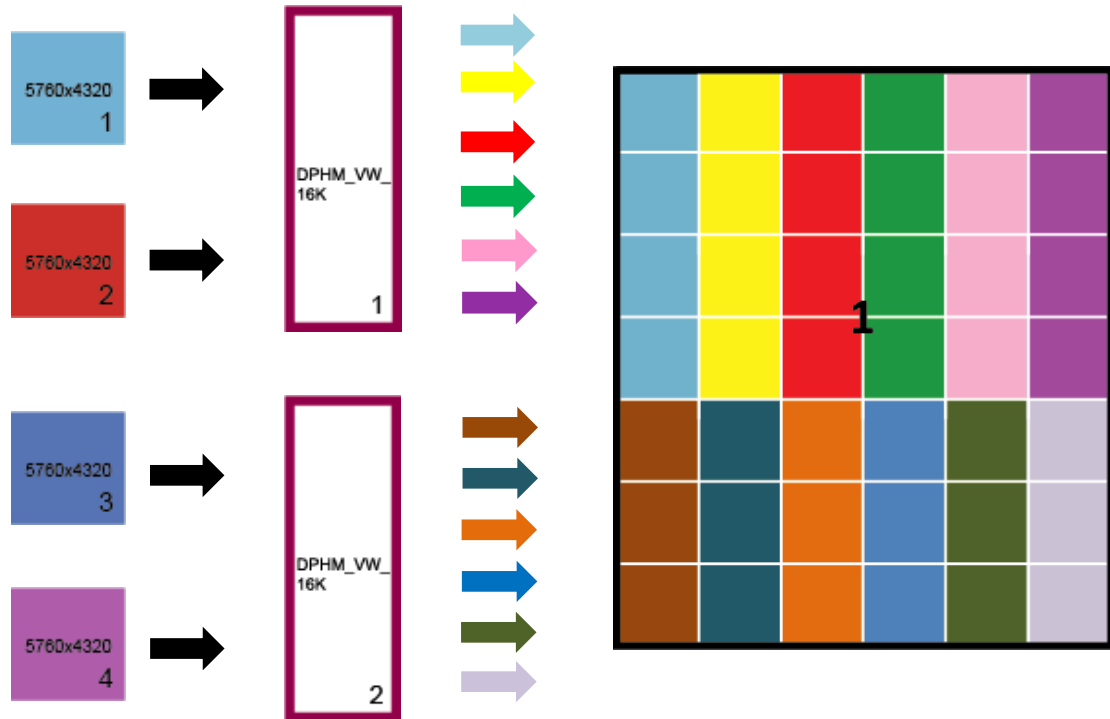
For a (6x7 2K) configuration, possible setups include: #1

- 4x [DPHM13\\_4K](#) units; and
- 4x 5760x4320 outputs from the GPU (as inputs to the DPHM13\_4K units)
- 12x [DPHM14-5S\\_2K](#) units; and
- 12x 1920x4320 outputs from the DPHM13\_4K (as inputs to the DPHM14-5S\_2K units)
- Enable [Mosaic](#) Combine to One Large Desktop 11520X8640
- Turn on [Pixel Overlay](#) to make 11520x7560 (NV Quadro Card)
- Support [Landscape](#) 11520x7560 & [Portrait](#) 7560x11520



For a (6x7 2K) configuration, possible setups include: #2

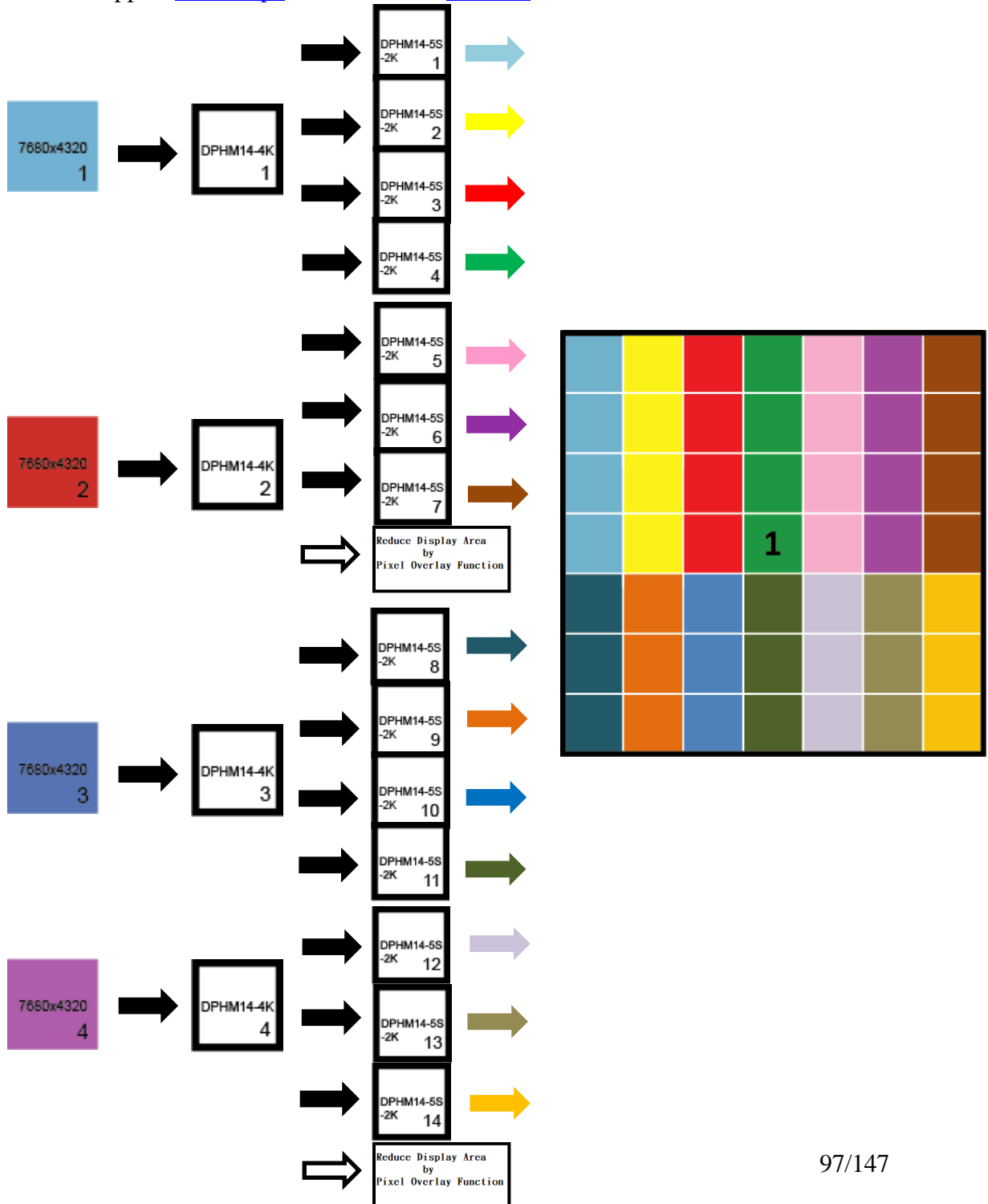
- 2x [DPHM\\_VW\\_16K](#) units; and
- 4x 5760x4320 outputs from the GPU (as inputs to the DPHM\_VW\_16K units)
- 42x1920x1080 Output
- Enable [Mosaic](#) Combine to One Large Desktop 11520X8640
- Turn on [Pixel Overlay](#) to make 11520x7560 (NV Quadro Card)
- Support [Landscape](#) 11520x7560 & [Portrait](#) 7560x11520



## 7x7 configuration

For a (7x7 2K) configuration, possible setups include: #1

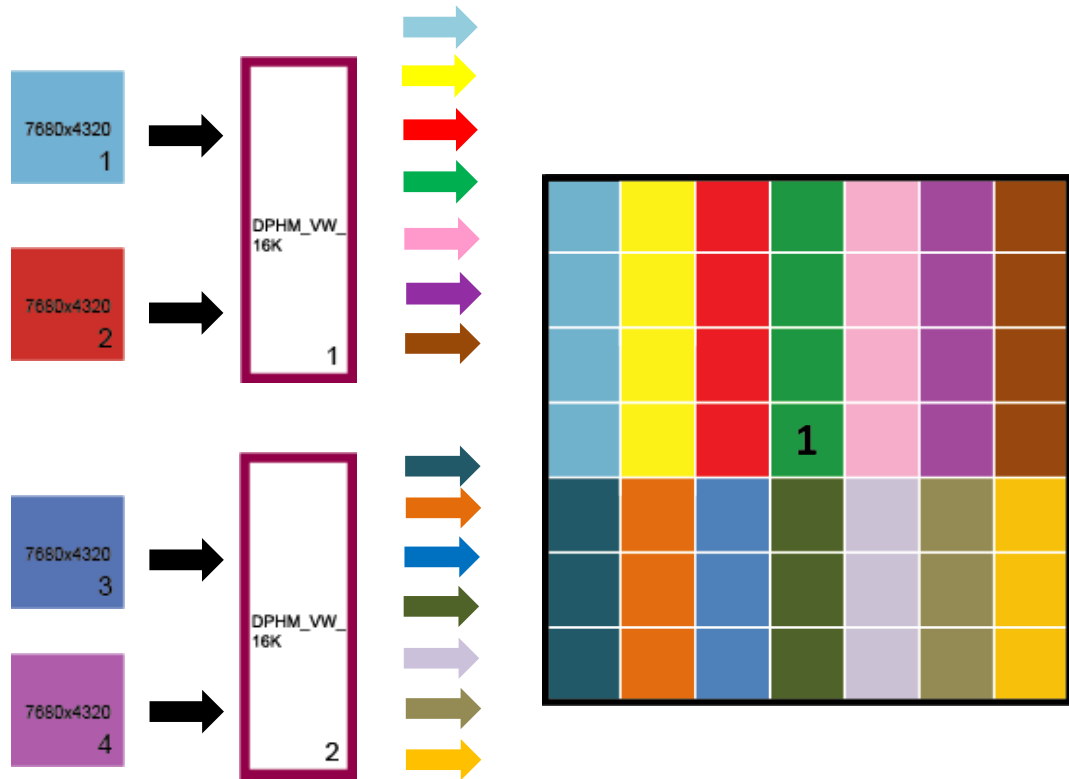
- 4x [DPHM14\\_4K](#) units; and
- 4x 7680x4320 outputs from the GPU (as inputs to the DPHM14\_4K units)
- 14x [DPHM14-5S\\_2K](#) units; and
- 14x 1920x4320 outputs from the DPHM14\_4K (as inputs to the DPHM14-5S\_2K units)
- Enable [Mosaic](#) Combine to One Large Desktop 15360X8640
- Turn on [Pixel Overlay](#) to make 13440x7560 (NV Quadro Card)
- Support [Landscape](#) 13440x7560 & [Portrait](#) 7560x13440





For a (7x7 2K) configuration, possible setups include: #2

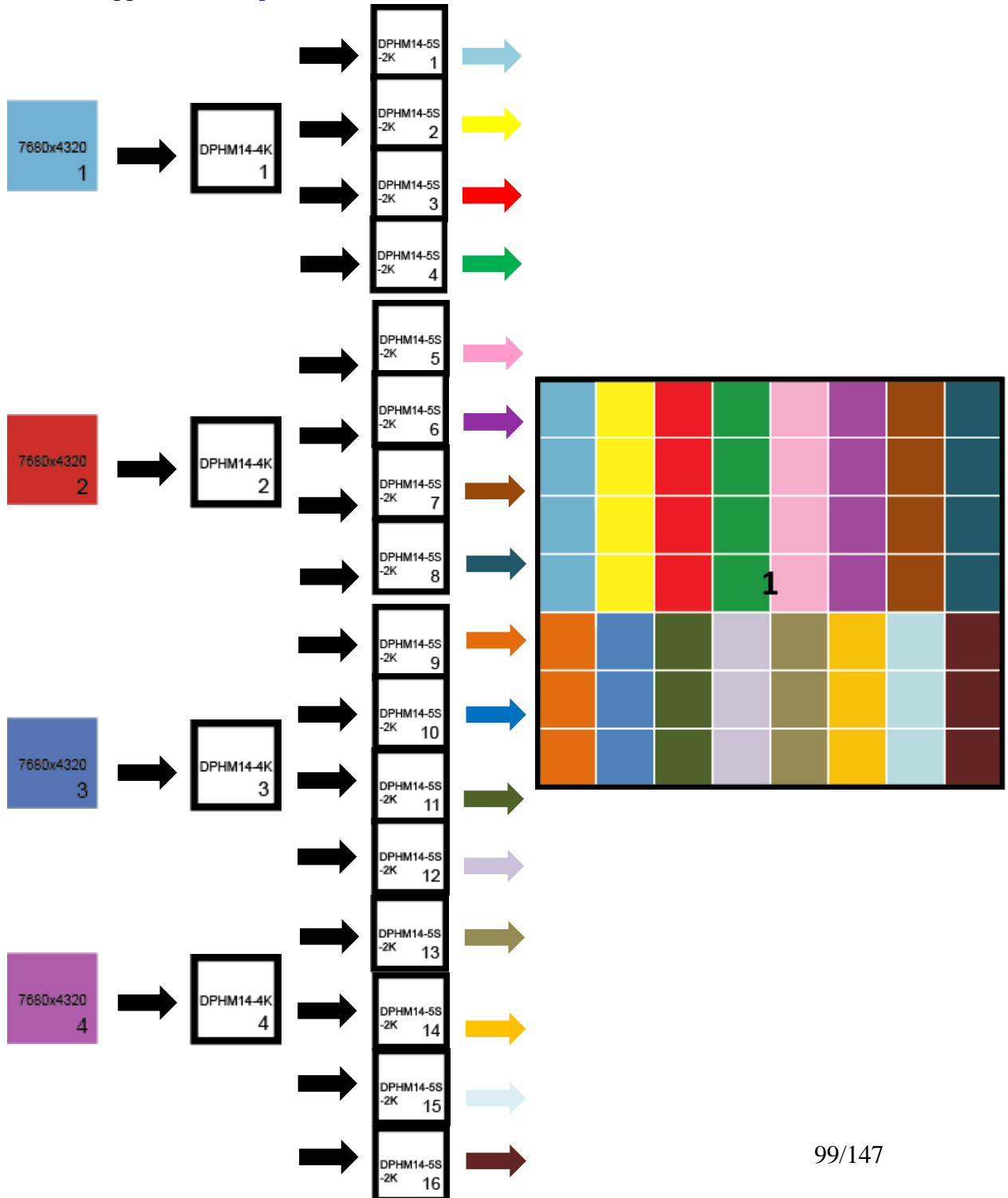
- 2x [DPHM\\_VW\\_16K](#) units; and
- 4x 7680x4320 outputs from the GPU (as inputs to the DPHM\_VW\_16K units)
- 49x1920x1080 Output
- Enable [Mosaic](#) Combine to One Large Desktop 15360X8640
- Turn on [Pixel Overlay](#) to make 13440x7560 (NV Quadro Card)
- Support [Landscape](#) 13440x7560 & [Portrait](#) 7560x13440



## 8x7 configuration

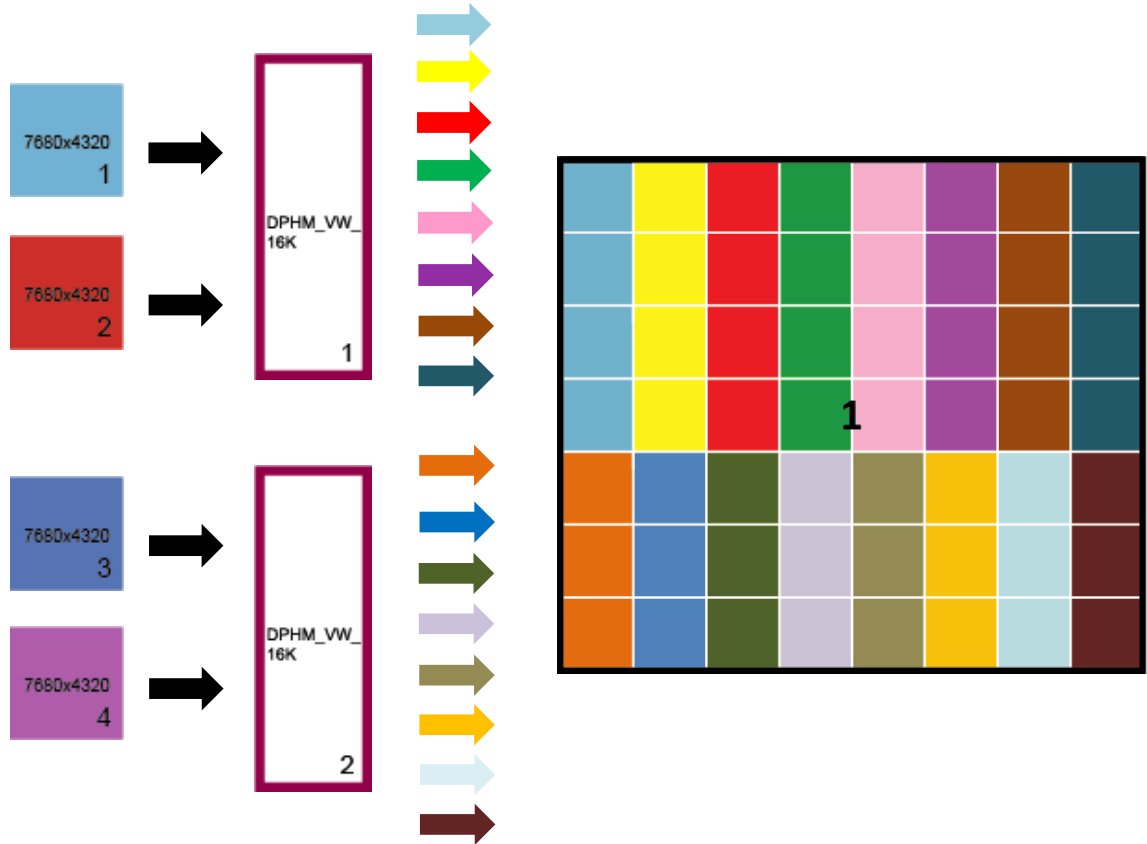
For a (8x7 2K) configuration, possible setups include: #1

- 4x [DPHM14\\_4K](#) units; and
- 4x 7680x4320 outputs from the GPU (as inputs to the DPHM14\_4K units)
- 16x [DPHM14-5S\\_2K](#) units; and
- 16x 1920x4320 outputs from the DPHM14\_4K (as inputs to the DPHM14-5S\_2K units)
- Enable [Mosaic](#) Combine to One Large Desktop 15360X8640
- Turn on [Pixel Overlay](#) to make 15360x7560 (NV Quadro Card)
- Support [Landscape](#) 15360x7560 & [Portrait](#) 7560x15360



For a (8x7 2K) configuration, possible setups include: #2

- 2x [DPHM\\_VW\\_16K](#) units; and
- 4x 7680x4320 outputs from the GPU (as inputs to the DPHM\_VW\_16K units)
- 56x1920x1080 Output
- Enable [Mosaic](#) Combine to One Large Desktop 15360X8640
- Turn on [Pixel Overlay](#) to make 15360x7560 (NV Quadro Card)
- Support [Landscape](#) 15360x7560 & [Portrait](#) 7560x15360

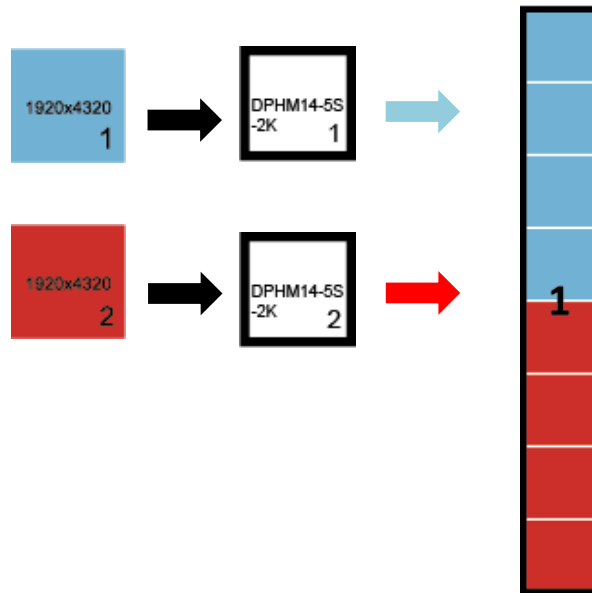


## X8 Configuration

### 1x8 configuration

For a (1x8 2K) configuration, possible setups include:

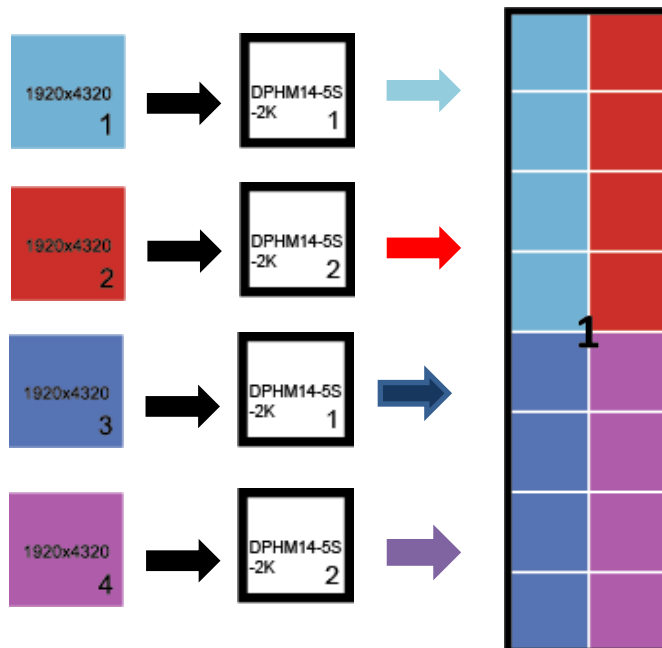
- 2x [DPHM14-5S-2K](#) units; and
- 2x 1920x4320 outputs from the GPU (as inputs to the DPHM14-5S\_2K units)
- Enable [Surround](#) or [Mosaic](#) Combine to One Large Desktop 1920X8640
- Support [Landscape](#) 1920x8640 & [Portrait](#) 8640x1920



### 2x8 configuration

For a (2x8 2K) configuration, possible setups include:

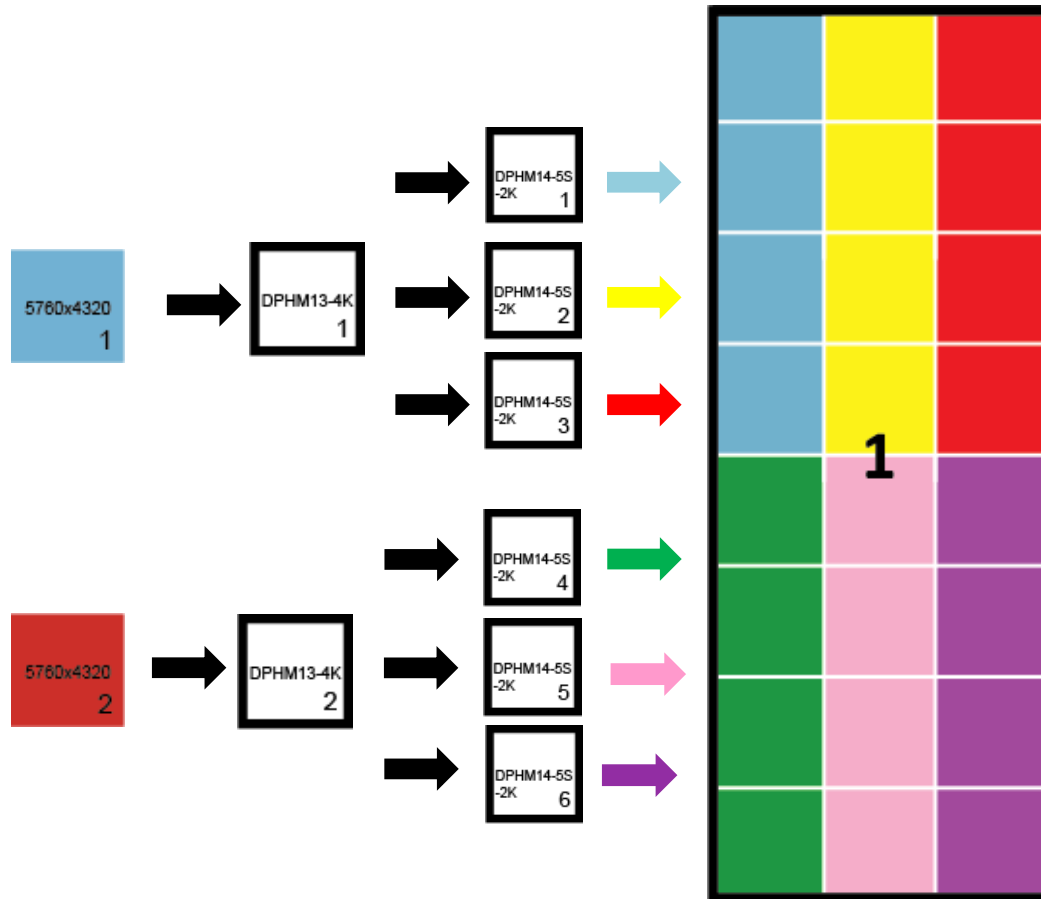
- 4x [DPHM14-5S-2K](#) units; and
- 4x 1920x4320 outputs from the GPU (as inputs to the DPHM14-5S\_2K units)
- Enable [Surround](#) or [Mosaic](#) Combine to One Large Desktop 3840X8640
- Support [Landscape](#) 3840x8640 & [Portrait](#) 8640x3840



### 3x8 configuration

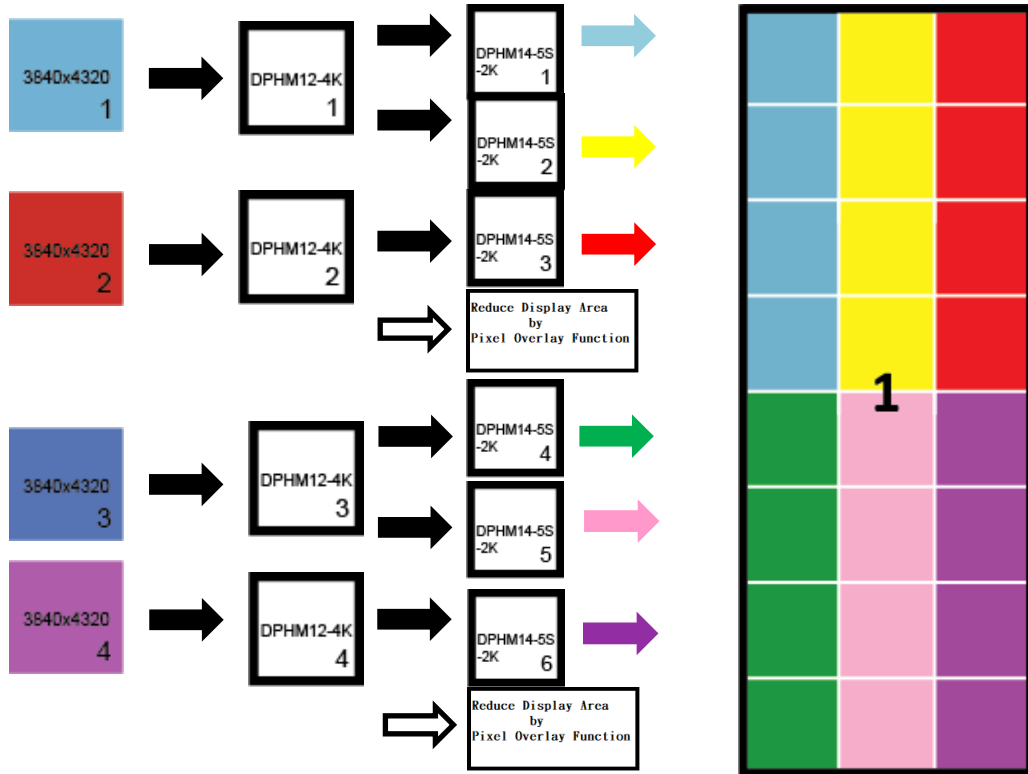
For a (3x8 2K) configuration, possible setups include: #1

- 2x [DPHM13\\_4K](#) units; and
- 2x 5760x4320 outputs from the GPU (as inputs to the DPHM13\_4K units)
- 6x [DPHM14-5S\\_2K](#) units; and
- 6x 1920x4320 outputs from the DPHM13\_4K (as inputs to the DPHM14-5S\_2K units)
- Enable [Surround](#) or [Mosaic](#) Combine to One Large Desktop 5760X8640
- Support [Landscape](#) 5760x8640 & [Portrait](#) 8640x5760



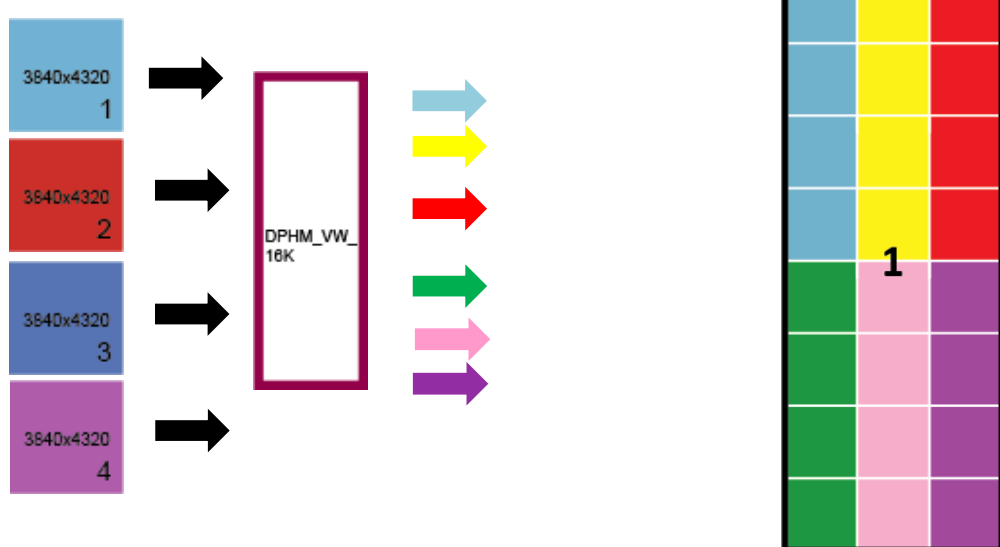
For a (3x8 2K) configuration, possible setups include: #2

- 4x [DPHM12\\_4K](#) units; and
- 4x 3840x4320 outputs from the GPU (as inputs to the DPHM12\_4K units)
- 6x [DPHM14-5S\\_2K](#) units; and
- 6x 1920x4320 outputs from the DPHM12\_4K (as inputs to the DPHM14-5S\_2K units)
- Enable [Surround](#) or [Mosaic](#) Combine to One Large Desktop 7680X8640
- Turn on [Pixel Overlay](#) to make 5760x8640 (NV Quadro Card)
- Support [Landscape](#) 5760x8640 & [Portrial](#) 8640x5760



For a (3x8 2K) configuration, possible setups include: #3

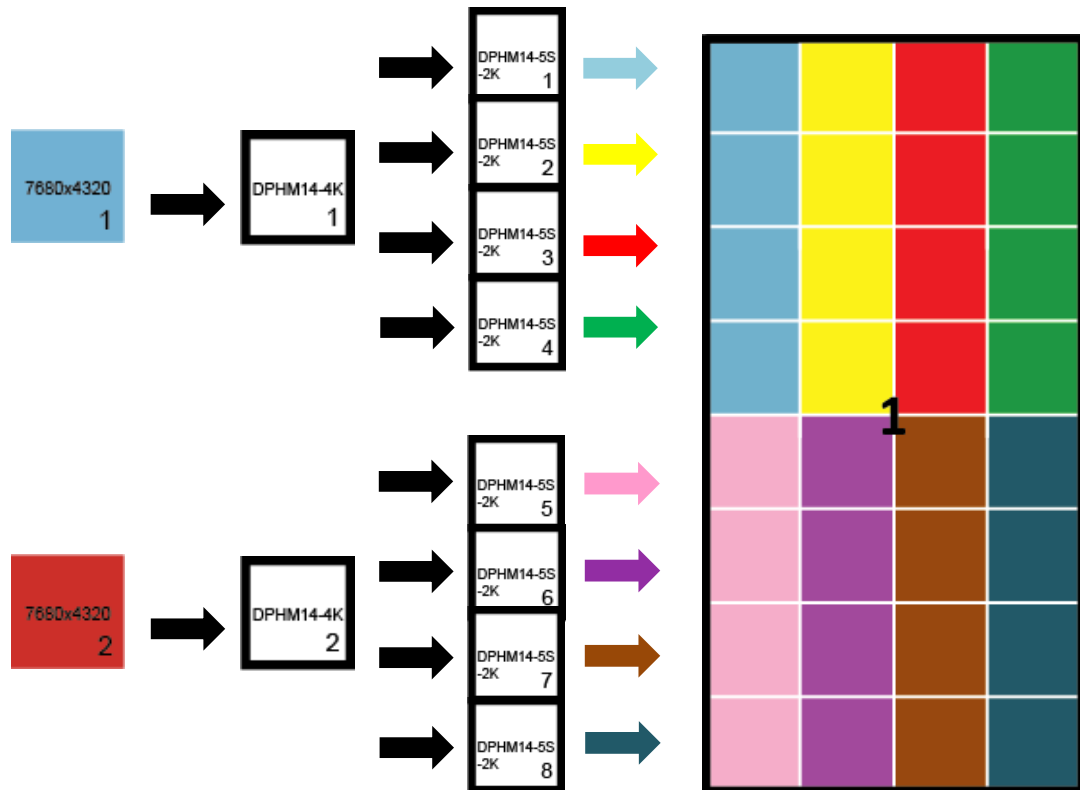
- 1x [DPHM\\_VW\\_16K](#) units; and
- 4x 3840x4320 outputs from the GPU (as inputs to the DPHM\_VW\_16K units)
- 24x1920x1080 Output
- Enable [Surround](#) or [Mosaic](#) Combine to One Large Desktop 7680X8640
- Turn on [Pixel Overlay](#) to make 5760x8640 (NV Quadro Card)
- Support [Landscape](#) 5760x8640 & [Portrial](#) 8640x5760



## 4x8 configuration

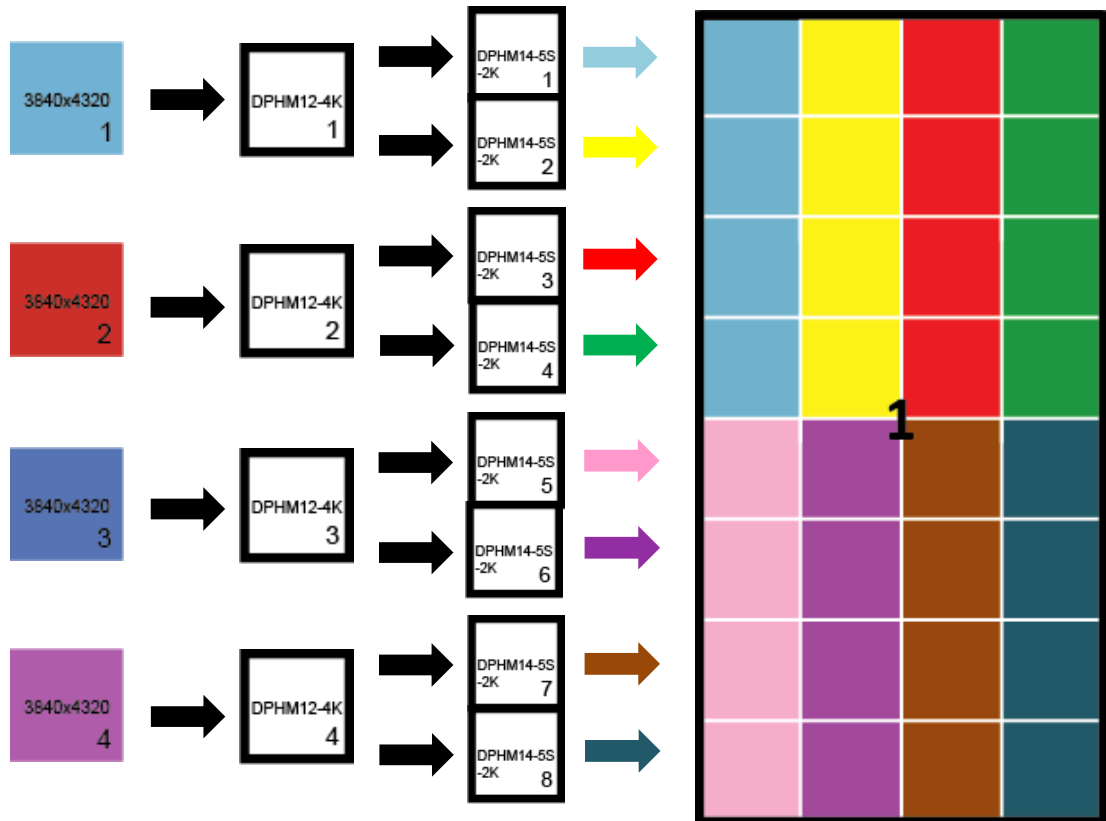
For a (4x8 2K) configuration, possible setups include: #1

- 2x [DPHM14\\_4K](#) units; and
- 2x 7680x4320 outputs from the GPU (as inputs to the DPHM14\_4K units)
- 8x [DPHM14-5S\\_2K](#) units; and
- 8x 1920x4320 outputs from the DPHM14\_4K (as inputs to the DPHM14-5S\_2K units)
- Enable [Surround](#) or [Mosaic](#) Combine to One Large Desktop 7680X8640
- Support [Landscape](#) 7680x8640 & [Portrait](#) 8640x7680



For a (4x8 2K) configuration, possible setups include: #2

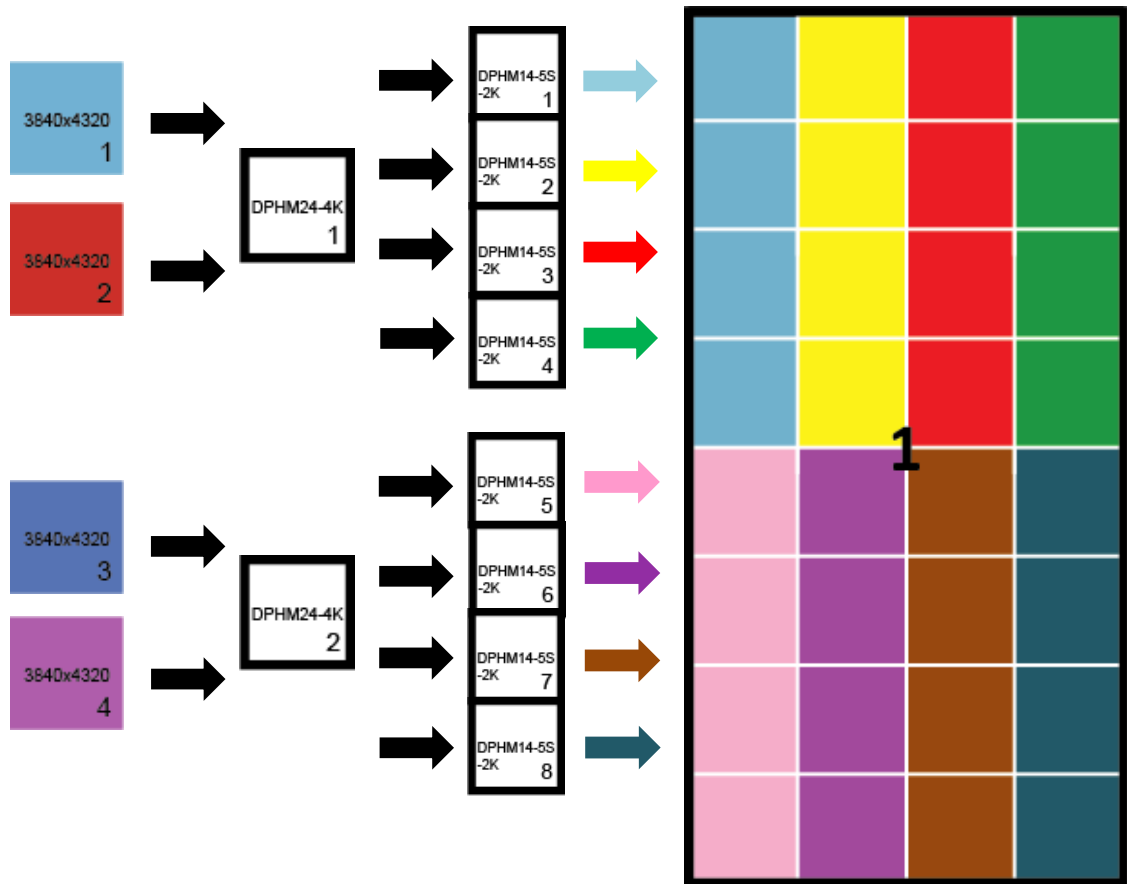
- 4x [DPHM12\\_4K](#) units; and
- 4x 3840x4320 outputs from the GPU (as inputs to the DPHM12\_4K units)
- 8x [DPHM14-5S\\_2K](#) units; and
- 8x 1920x4320 outputs from the DPHM12\_4K (as inputs to the DPHM14-5S\_2K units)
- Enable [Surround](#) or [Mosaic](#) Combine to One Large Desktop 7680X8640
- Support [Landscape](#) 7680x8640 & [Portrait](#) 8640x7680





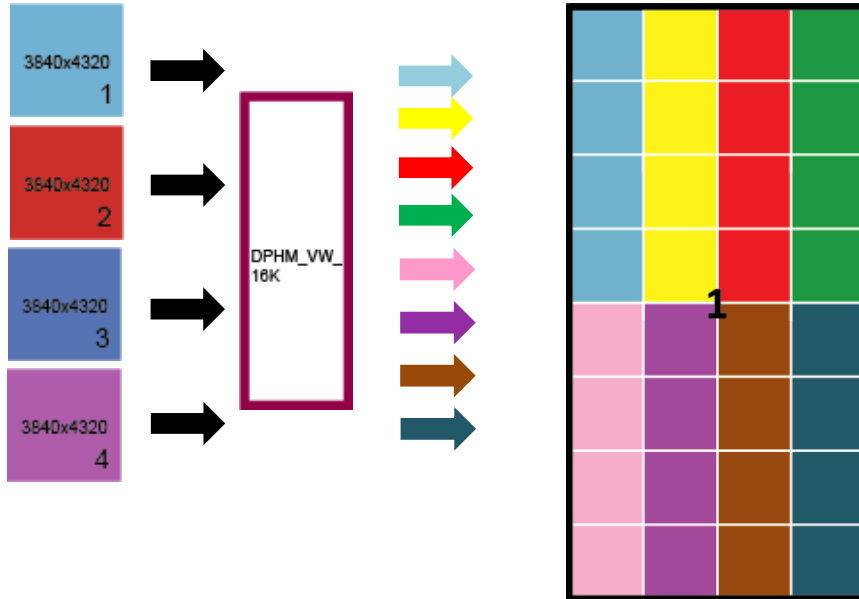
For a (4x8 2K) configuration, possible setups include: #3

- 2x [DPHM24\\_4K](#) units; and
- 4x 3840x4320 outputs from the GPU (as inputs to the DPHM24\_4K units)
- 8x [DPHM14-5S\\_2K](#) units; and
- 8x 1920x4320 outputs from the DPHM24\_4K (as inputs to the DPHM14-5S\_2K units)
- Enable [Surround](#) or [Mosaic](#) Combine to One Large Desktop 7680X8640
- Support [Landscape](#) 7680x8640 & [Portrait](#) 8640x7680



For a (4x8 2K) configuration, possible setups include: #4

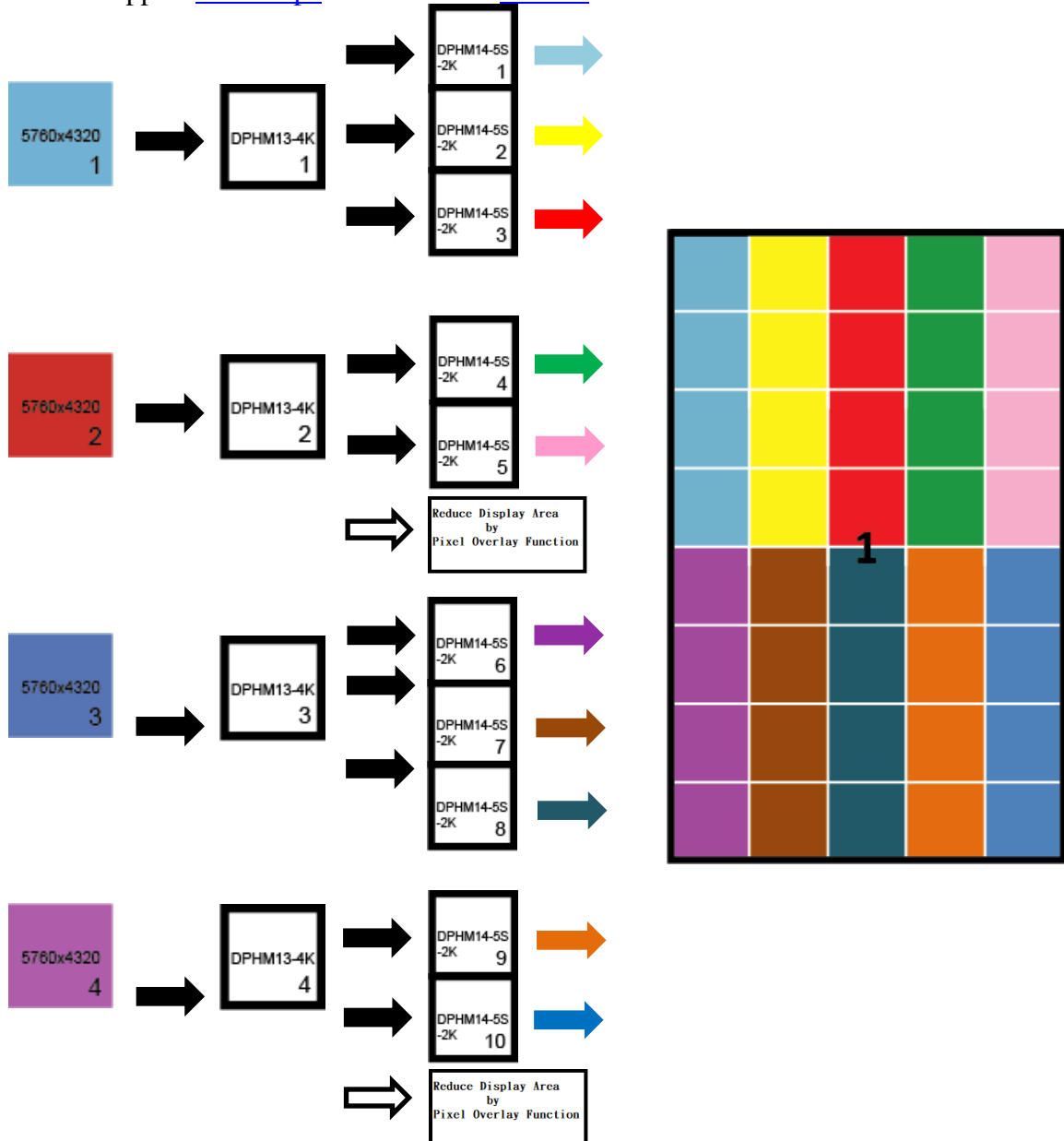
- 1x [DPHM\\_VW\\_16K](#) units; and
- 4x 3840x4320 outputs from the GPU (as inputs to the DPHM\_VW\_16K units)
- 32x1920x1080 Output
- Enable [Surround](#) or [Mosaic](#) Combine to One Large Desktop 7680X8640
- Support [Landscape](#) 7680x8640 & [Portrait](#) 8640x7680



## 5x8 configuration

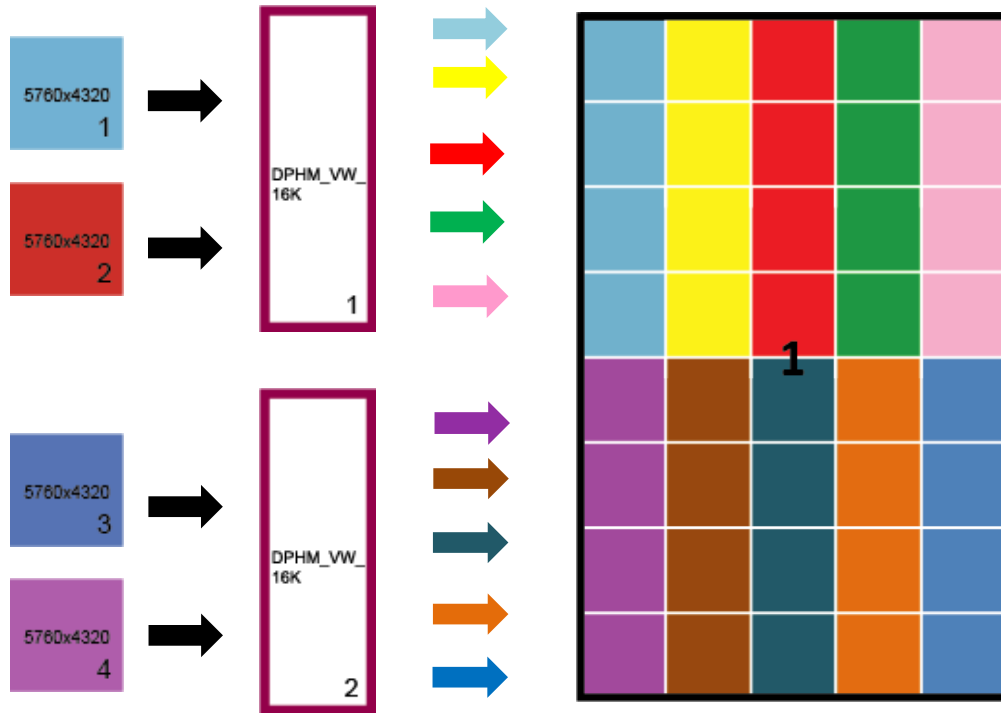
For a (5x8 2K) configuration, possible setups include: #1

- 4x [DPHM13\\_4K](#) units; and
- 4x 5760x4320 outputs from the GPU (as inputs to the DPHM13\_4K units)
- 10x [DPHM14-5S\\_2K](#) units; and
- 10x 1920x4320 outputs from the DPHM13\_4K (as inputs to the DPHM14-5S\_2K units)
- Enable [Mosaic](#) Combine to One Large Desktop 11520X8640
- Turn on [Pixel Overlay](#) to make 9600x8640 (NV Quadro Card)
- Support [Landscape](#) 9600x8640 & [Portrait](#) 8640x9600



For a (5x8 2K) configuration, possible setups include: #2

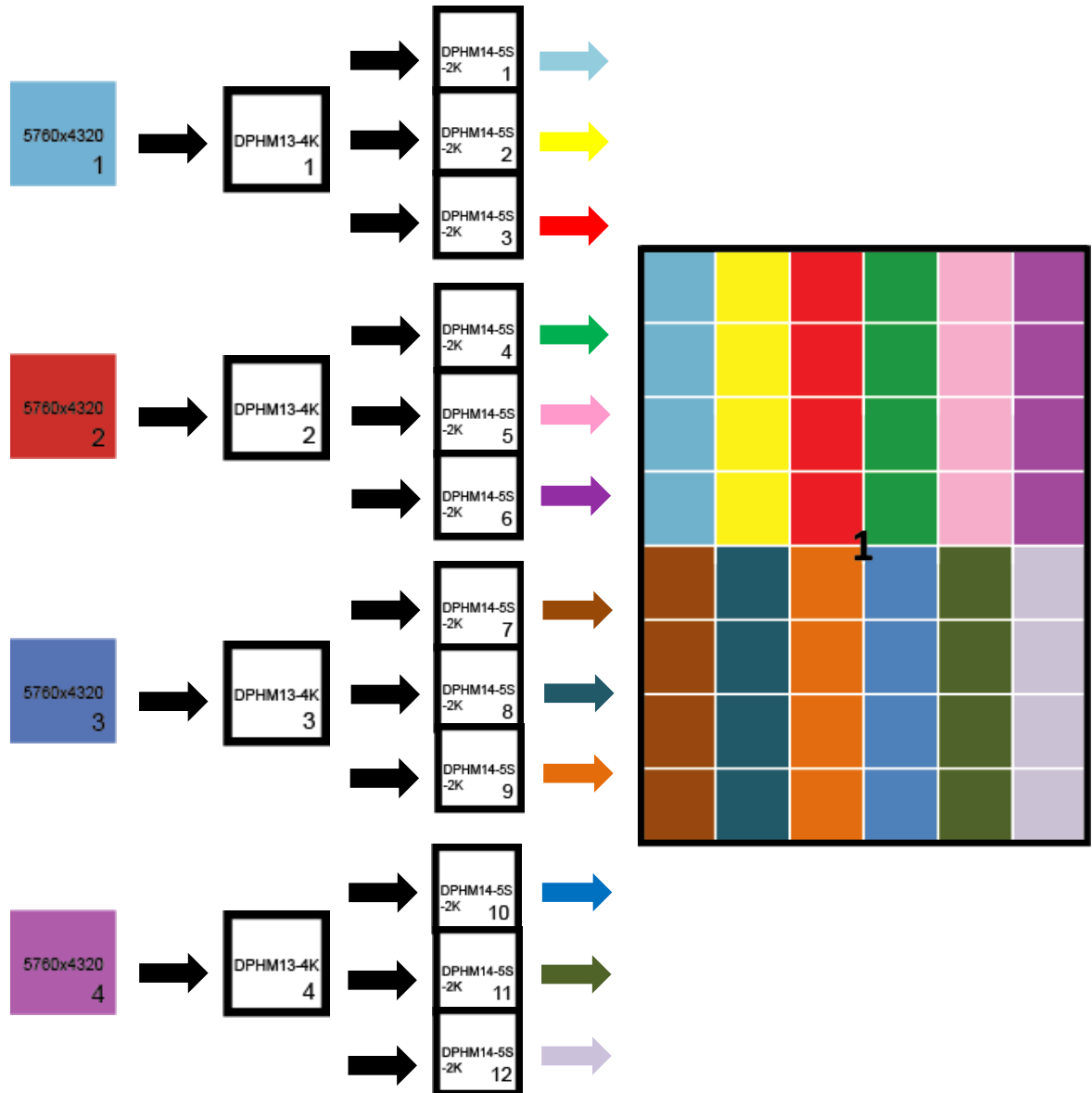
- 2x [DPHM\\_VW\\_16K](#) units; and
- 4x 5760x4320 outputs from the GPU (as inputs to the DPHM\_VW\_16K units)
- 40x1920x1080 Output
- Enable [Mosaic](#) Combine to One Large Desktop 11520X8640
- Turn on [Pixel Overlay](#) to make 9600x8640 (NV Quadro Card)
- Support [Landscape](#) 9600x8640 & [Portrait](#) 8640x9600



## 6x8 configuration

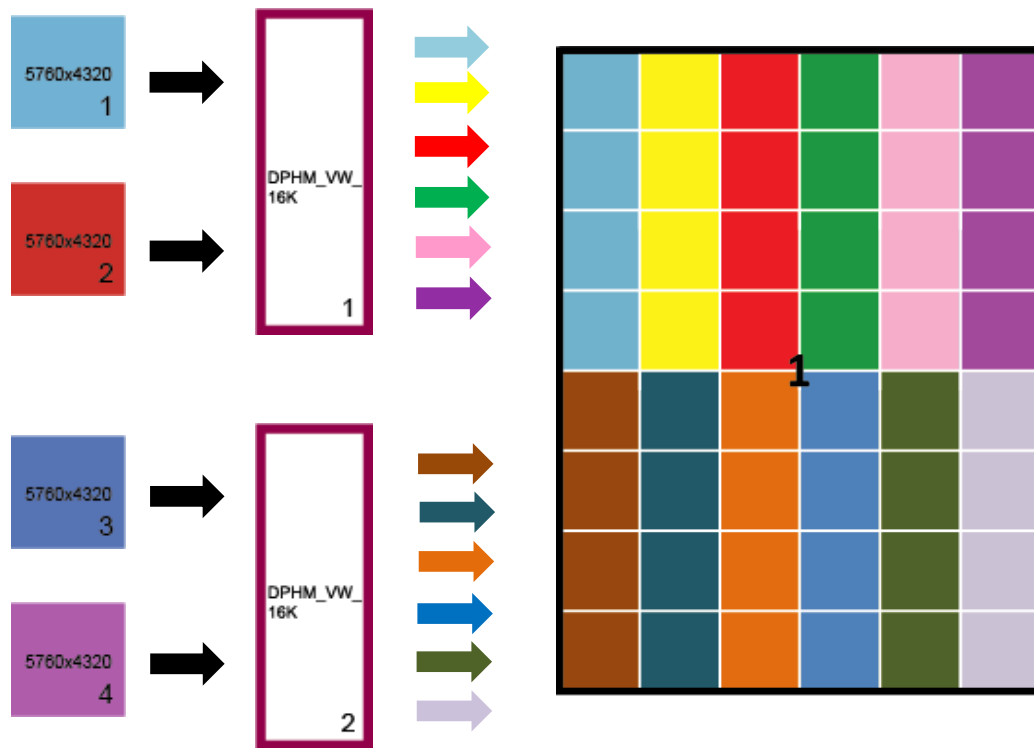
For a (6x8 2K) configuration, possible setups include: #1

- 4x [DPHM13\\_4K](#) units; and
- 4x 5760x4320 outputs from the GPU (as inputs to the DPHM13\_4K units)
- 12x [DPHM14-5S\\_2K](#) units; and
- 12x 1920x4320 outputs from the DPHM13\_4K (as inputs to the DPHM14-5S\_2K units)
- Enable [Surround](#) or [Mosaic](#) Combine to One Large Desktop 11520X8640
- Support [Landscape](#) 11520x8640 & [Portrait](#) 8640x11520



For a (6x8 2K) configuration, possible setups include: #2

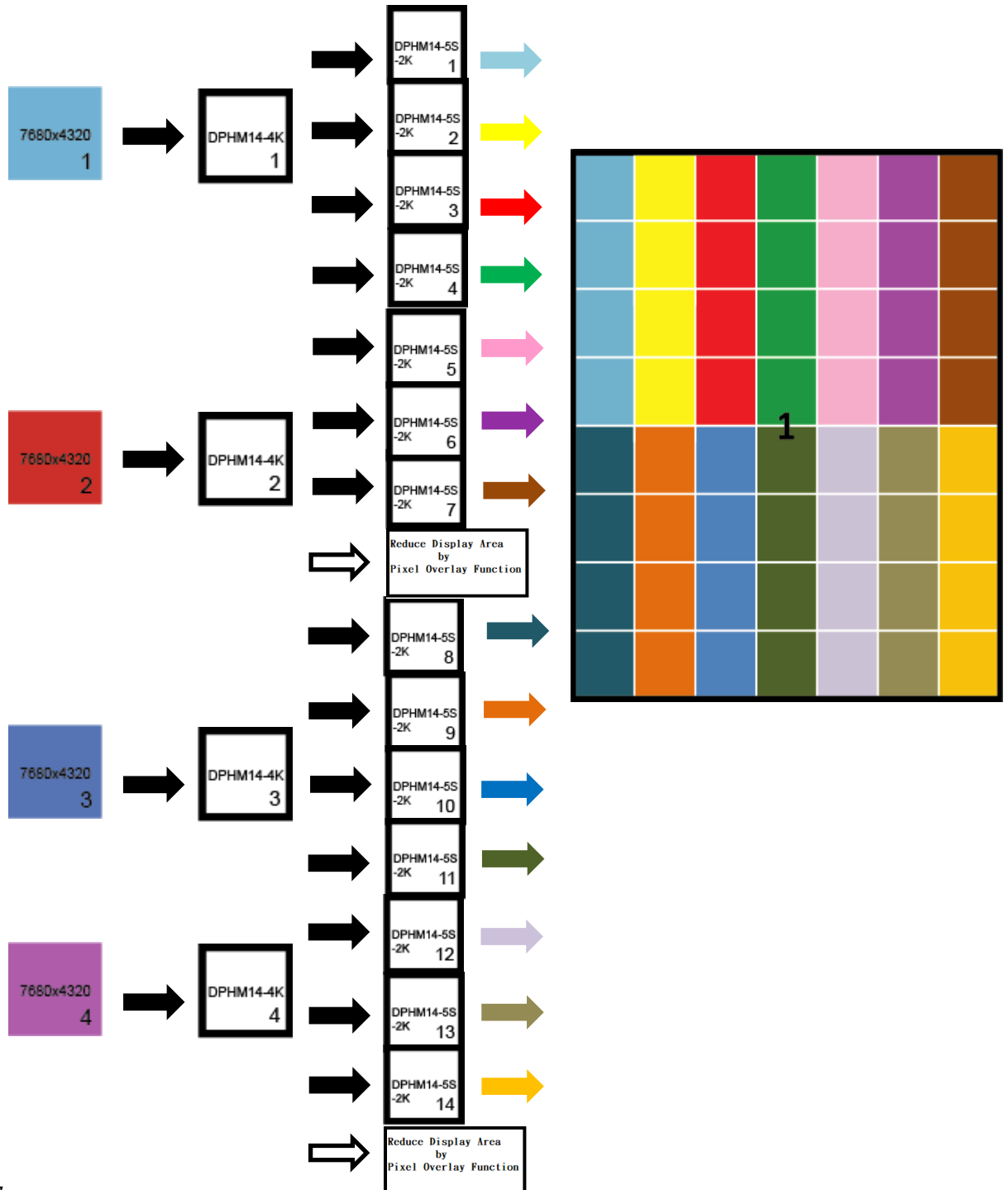
- 2x [DPHM\\_VW\\_16K](#) units; and
- 4x 5760x4320 outputs from the GPU (as inputs to the DPHM\_VW\_16K units)
- 48x1920x1080 Output
- Enable [Surround](#) or [Mosaic](#) Combine to One Large Desktop 11520X8640
- Support [Landscape](#) 11520x8640 & [Portrait](#) 8640x11520



## 7x8 configuration

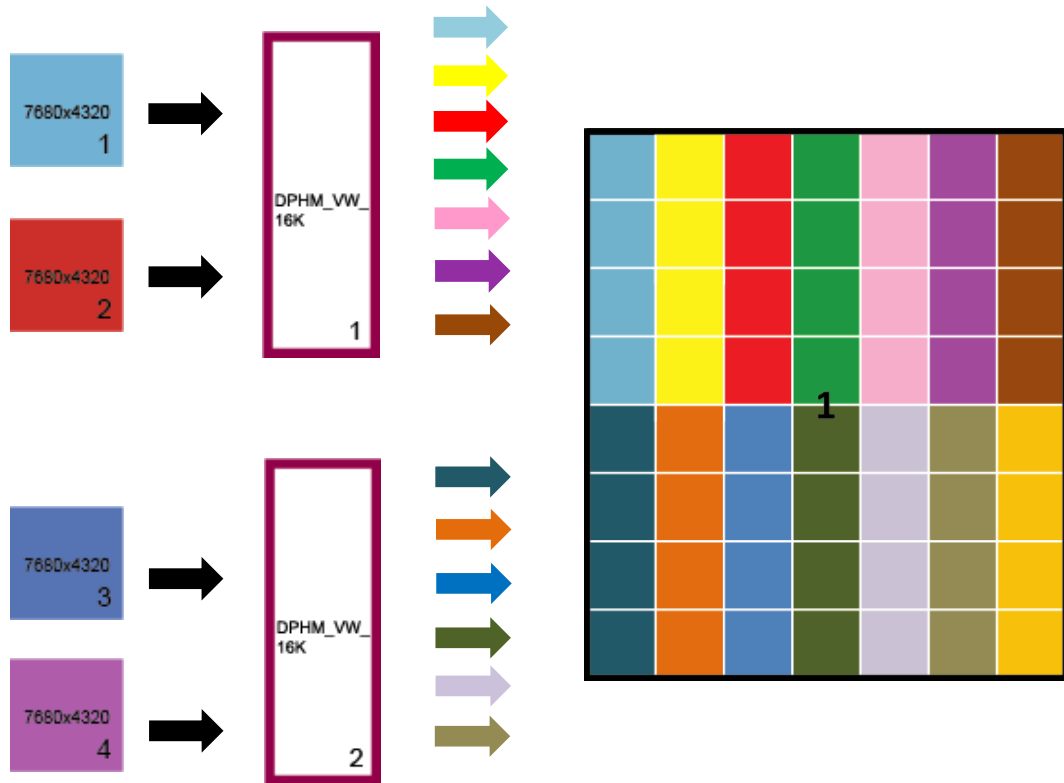
For a (7x8 2K) configuration, possible setups include: #1

- 4x [DPHM14\\_4K](#) units; and
- 4x 7680x4320 outputs from the GPU (as inputs to the DPHM14\_4K units)
- 14x [DPHM14-5S 2K](#) units; and
- 14x 1920x4320 outputs from the DPHM14\_4K (as inputs to the DPHM14-5S\_2K units)
- Enable [Mosaic](#) Combine to One Large Desktop 15360X8640
- Turn on [Pixel Overlay](#) to make 13440x8640 (NV Quadro Card)
- Support [Landscape](#) 13440x8640 & [Portrait](#) 8640x13440



For a (7x8 2K) configuration, possible setups include: #2

- 2x [DPHM\\_VW\\_16K](#) units; and
- 4x 7680x4320 outputs from the GPU (as inputs to the DPHM\_VW\_16K units)
- 56x1920x1080 Output
- Enable [Mosaic](#) Combine to One Large Desktop 15360X8640
- Turn on [Pixel Overlay](#) to make 13440x8640 (NV Quadro Card)
- Support [Landscape](#) 13440x8640 & [Portrait](#) 8640x13440

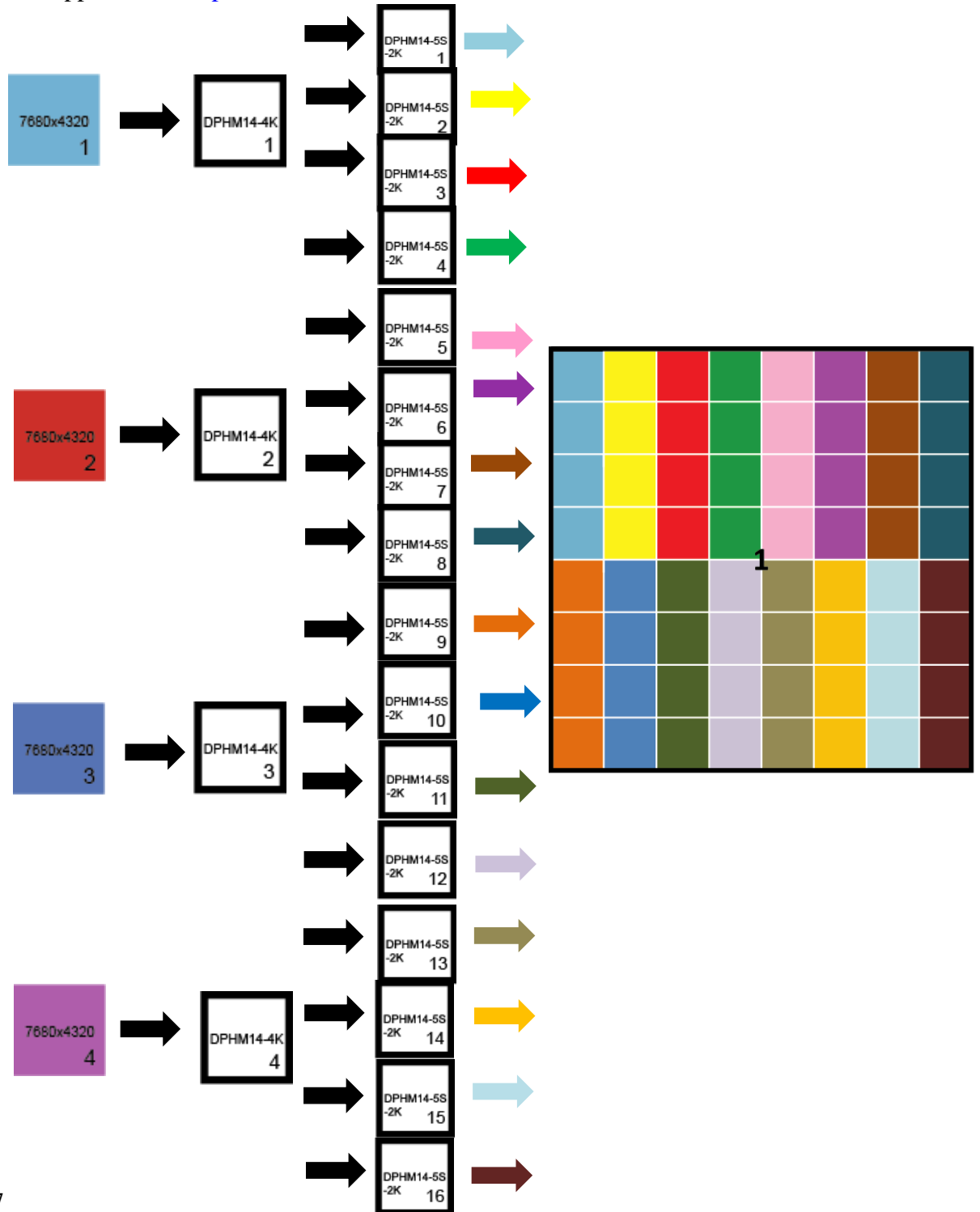




## 8x8 configuration

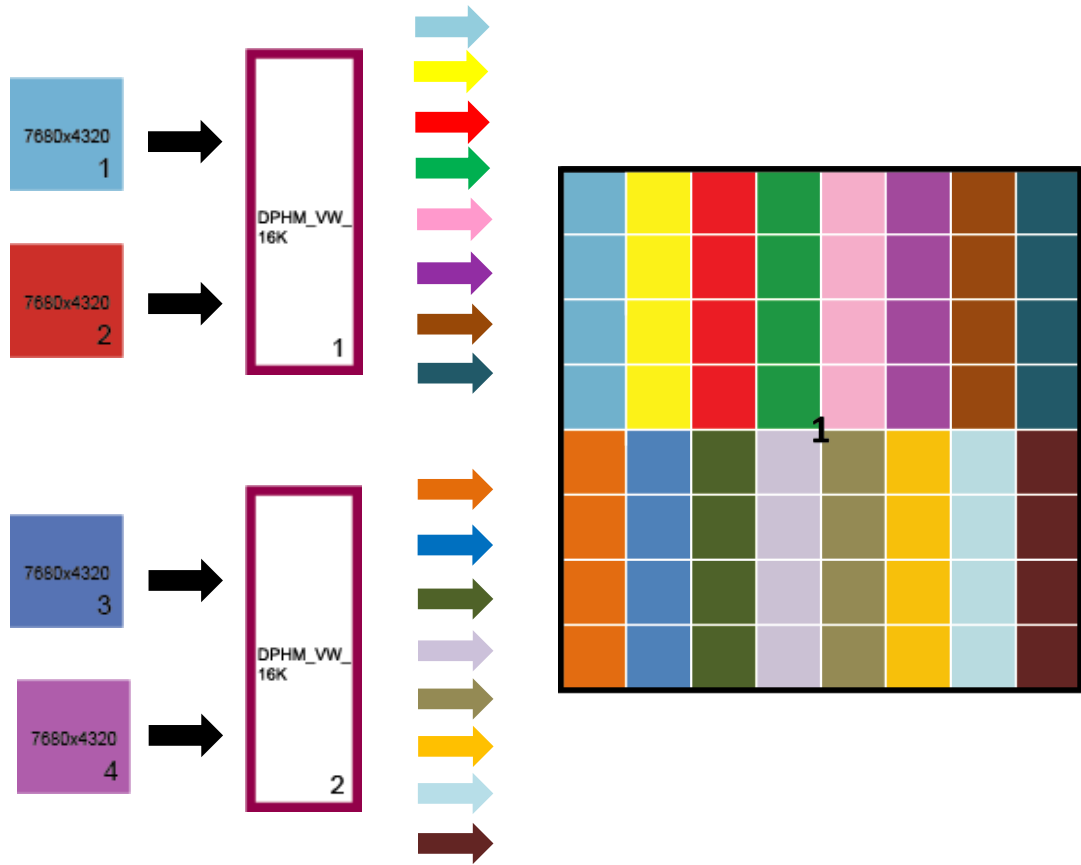
For a (8x8 2K) configuration, possible setups include: #1

- 4x [DPHM14\\_4K](#) units; and
- 4x 7680x4320 outputs from the GPU (as inputs to the DPHM14\_4K units)
- 16x [DPHM14-5S\\_2K](#) units; and
- 16x 1920x4320 outputs from the DPHM14\_4K (as inputs to the DPHM14-5S\_2K units)
- Enable [Surround](#) or [Mosaic](#) Combine to One Large Desktop 15360X8640
- Support [Landscape](#) 15360x8640 & [Portrait](#) 8640x15360



For a (8x8 2K) configuration, possible setups include: #2

- 2x [DPHM\\_VW\\_16K](#) units; and
- 4x 7680x4320 outputs from the GPU (as inputs to the DPHM\_VW\_16K units)
- 64x1920x1080 Output
- Enable [Surround](#) or [Mosaic](#) Combine to One Large Desktop 15360X8640
- Support [Landscape](#) 15360x8640 & [Portrait](#) 8640x15360

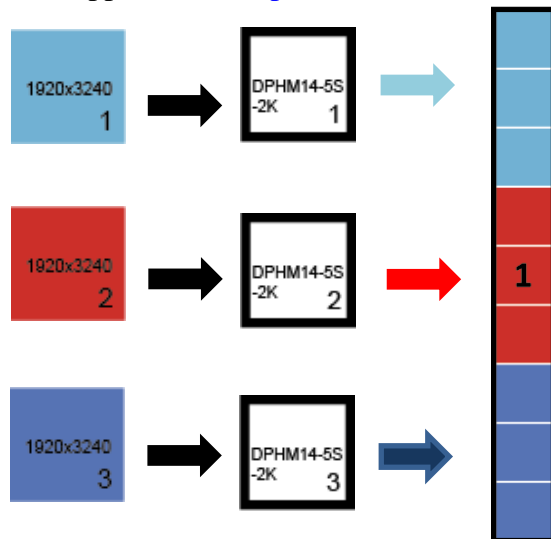


## X9 Configuration

### 1x9 configuration

For a (1x9 2K) configuration, possible setups include:

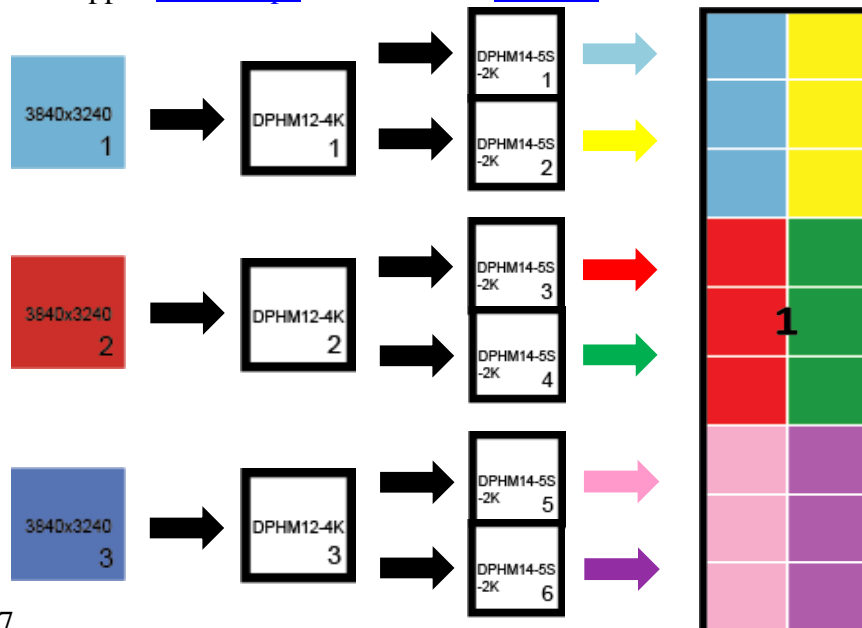
- 3x [DPHM14-5S 2K](#) units; and
- 3x 1920x3240 outputs from the GPU (as inputs to the DPHM14-5S\_2K units)
- Enable [Surround](#) or [Mosaic](#) Combine to One Large Desktop 1920X9720
- Support [Landscape](#) 1920x9720 & [Portrait](#) 9720x1920



### 2x9 configuration

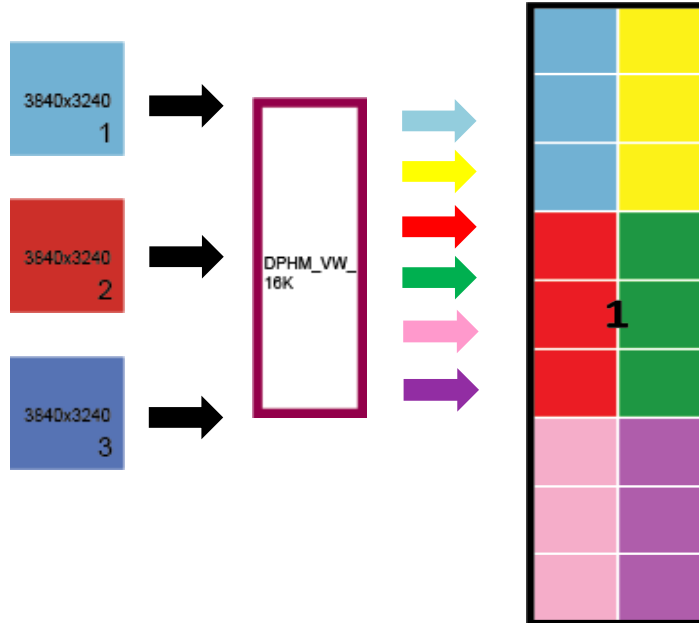
For a (2x9 2K) configuration, possible setups include: #1

- 3x [DPHM12 4K](#) units; and
- 3x 3840x3240 outputs from the GPU (as inputs to the DPHM12\_4K units)
- 6x [DPHM14-5S 2K](#) units; and
- 6x 1920x3240 outputs from the DPHM12\_4K (as inputs to the DPHM14-5S\_2K units)
- Enable [Surround](#) or [Mosaic](#) Combine to One Large Desktop 3840X9720
- Support [Landscape](#) 3840x9720 & [Portrait](#) 9720x3840



For a 2x9 2K configuration, possible setups include: #3

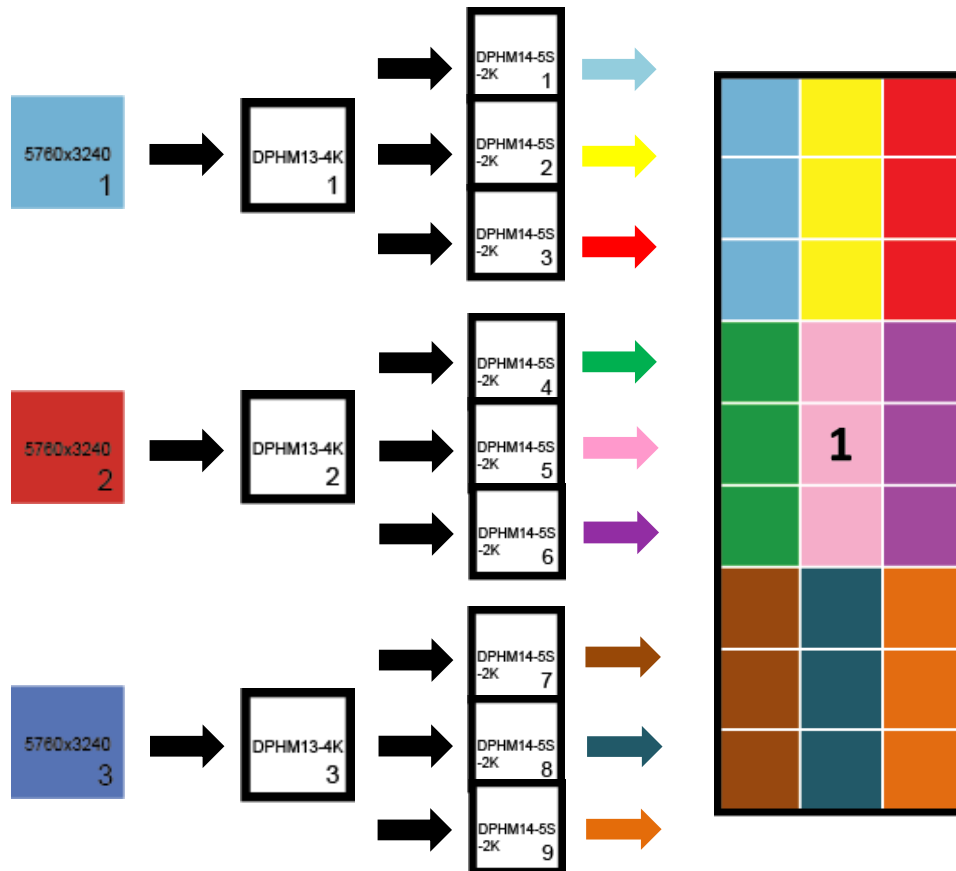
- 1x [DPHM\\_VW\\_16K](#) units; and
- 3x 3840x3240 outputs from the GPU (as inputs to the DPHM\_VW\_16K units)
- 18x1920x1080 Output
- Enable [Surround](#) or [Mosaic](#) Combine to One Large Desktop 3840X9720
- Support [Landscape](#) 3840x9720 & [Portrait](#) 9720x3840



### 3x9 configuration

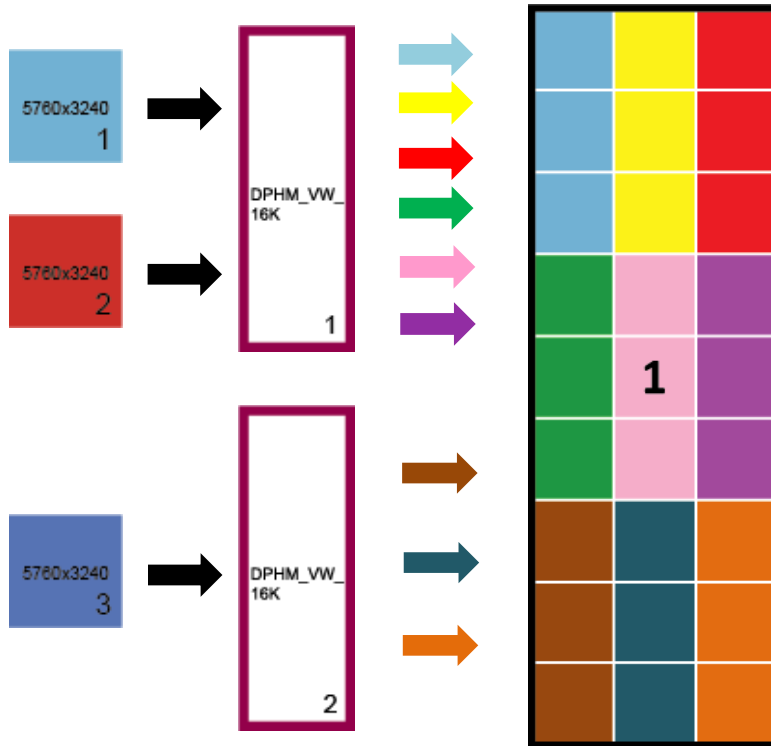
For a (3x9 2K) configuration, possible setups include: #1

- 3x [DPHM13\\_4K](#) units; and
- 3x 5760x3240 outputs from the GPU (as inputs to the DPHM13\_4K units)
- 9x [DPHM14-5S\\_2K](#) units; and
- 9x 1920x3240 outputs from the DPHM13\_4K (as inputs to the DPHM14-5S\_2K units)
- Enable [Surround](#) or [Mosaic](#) Combine to One Large Desktop 5760X9720
- Support [Landscape](#) 5760x9720 & [Portrait](#) 9720x5760



For a (3x9 2K) configuration, possible setups include: #2

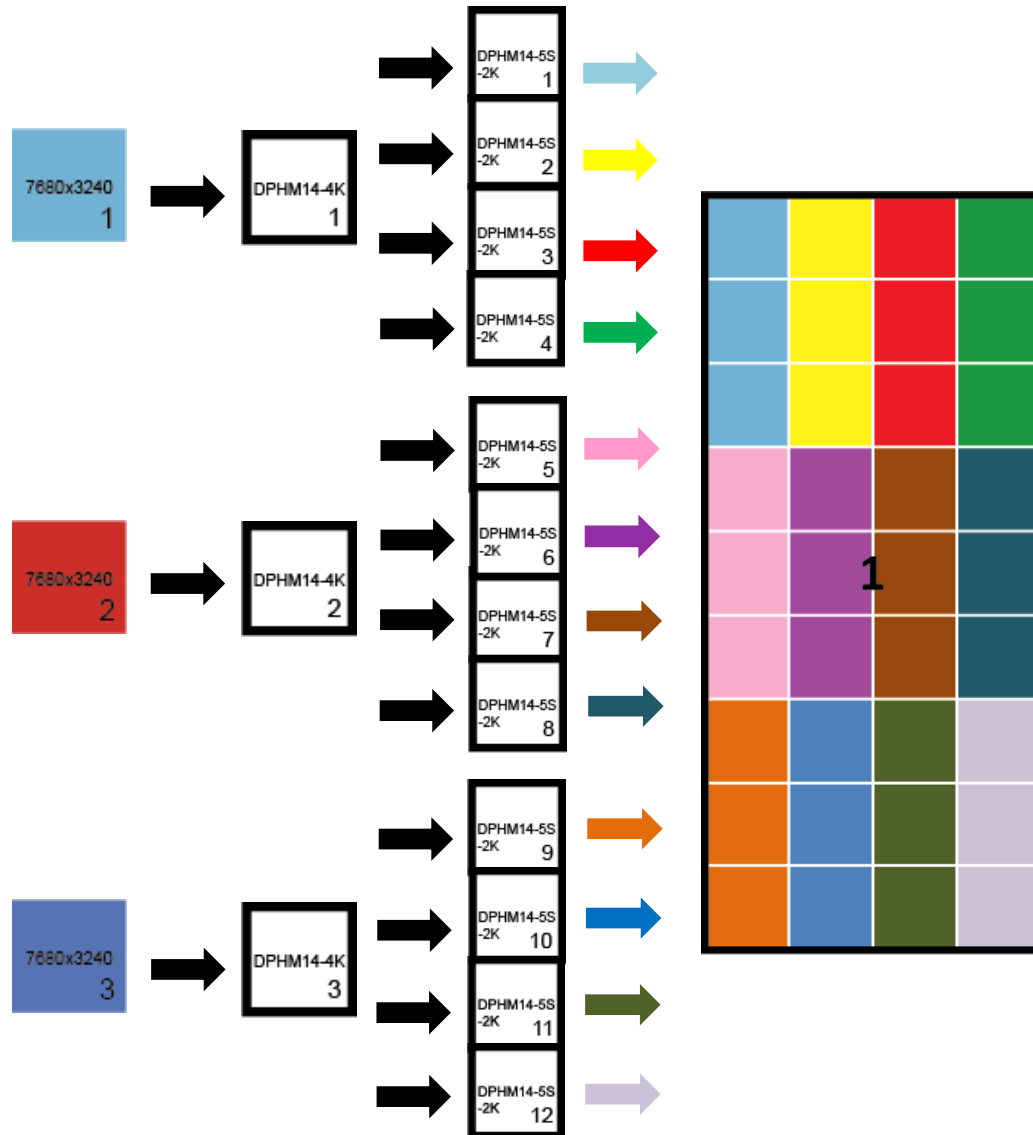
- 2x [DPHM\\_VW\\_16K](#) units; and
- 3x 5760x3240 outputs from the GPU (as inputs to the DPHM\_VW\_16K units)
- 27x1920x1080 Output
- Enable [Surround](#) or [Mosaic](#) Combine to One Large Desktop 5760X9720
- Support [Landscape](#) 5760x9720 & [Portrait](#) 9720x5760



## 4x9 configuration

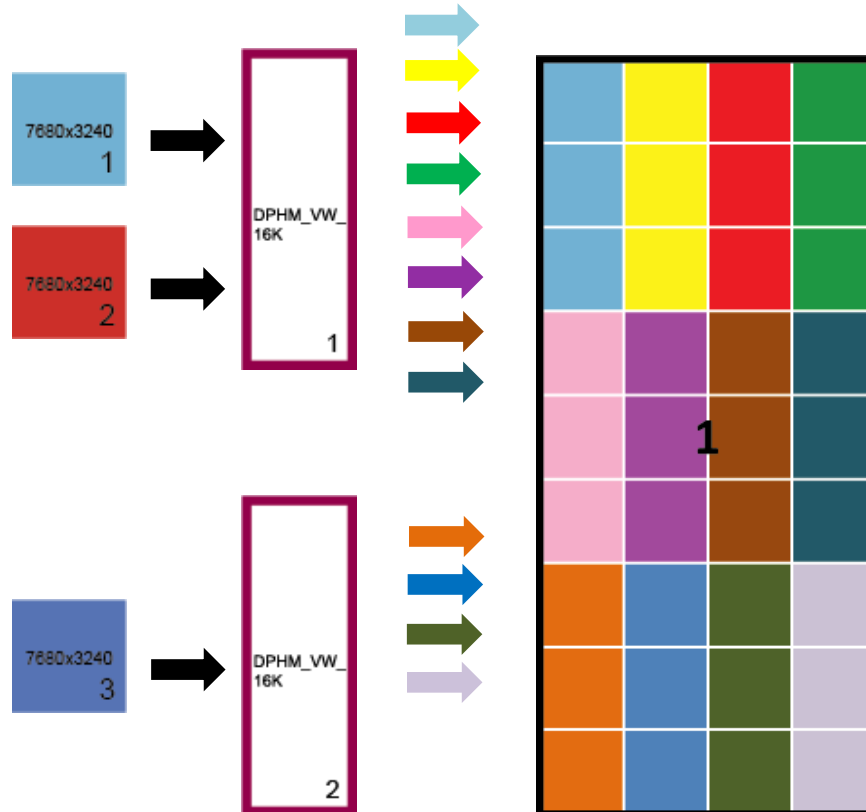
For a (4x9 2K) configuration, possible setups include: #1

- 3x [DPHM14\\_4K](#) units; and
- 3x 7680x3240 outputs from the GPU (as inputs to the DPHM14\_4K units)
- 12x [DPHM14-5S\\_2K](#) units; and
- 12x 1920x3240 outputs from the DPHM14\_4K (as inputs to the DPHM14-5S\_2K units)
- Enable [Surround](#) or [Mosaic](#) Combine to One Large Desktop 7680X9720
- Support [Landscape](#) 7680x9720 & [Portrait](#) 9720x7680



For a (4x9 2K) configuration, possible setups include: #2

- 2x [DPHM\\_VW\\_16K](#) units; and
- 3x 7680x3240 outputs from the GPU (as inputs to the DPHMVW\_16K units)
- 36x1920x1080 Output
- Enable [Surround](#) or [Mosaic](#) Combine to One Large Desktop 7680X9720
- Support [Landscape](#) 7680x9720 & [Portrait](#) 9720x7680



### 5x9 configuration (TBD)

For a 5x9 2K configuration, possible setups include:

- TBD

### 6x9 configuration (TBD)

For a 6x9 configuration, possible setups include:

- TBD



## 7x9 configuration (TBD)

For a 7x9 configuration, possible setups include:

- TBD

## 8x9 configuration (TBD)

For a 8x9 configuration, possible setups include:

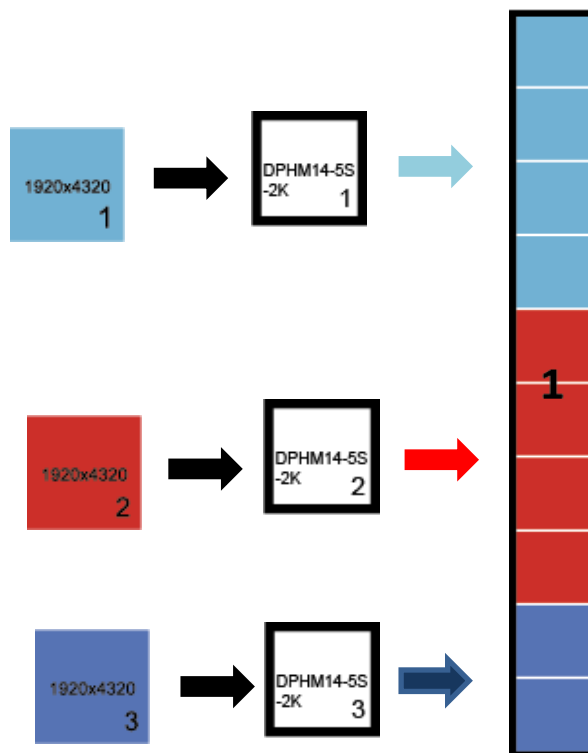
- TBD

## X10 Configuration

### 1x10 configuration

For a (1x10 2K) configuration, possible setups include:

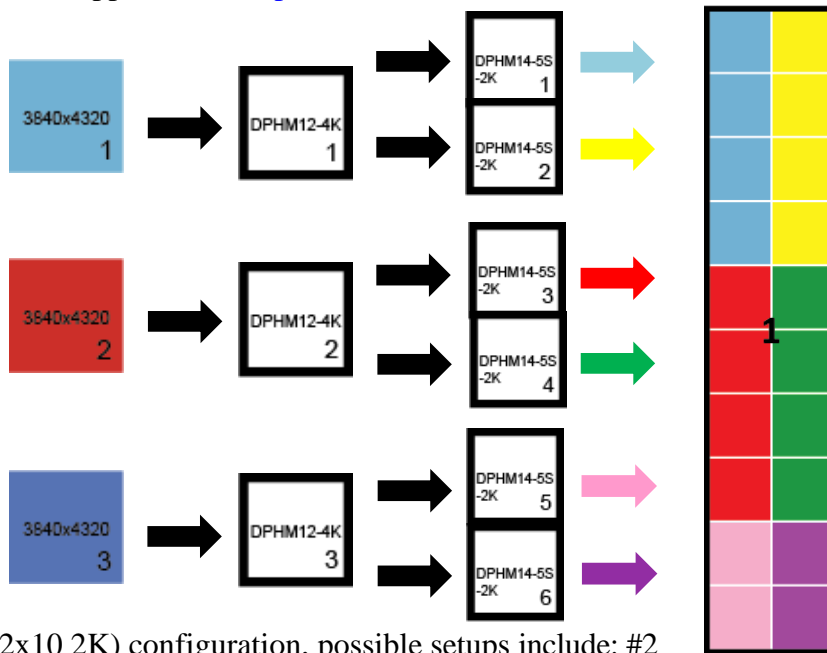
- 3x [DPHM14-5S\\_2K](#) units; and
- 3x 1920x4320 outputs from the GPU (as inputs to the DPHM14-5S\_2K units)
- Enable [Mosaic](#) Combine to One Large Desktop 1920X12960
- Turn on [Pixel Overlay](#) to make 1920x10800 (NV Quadro Card)
- Support [Landscape](#) 1920x10800 & [Portrait](#) 10800x1920



## 2x10 configuration

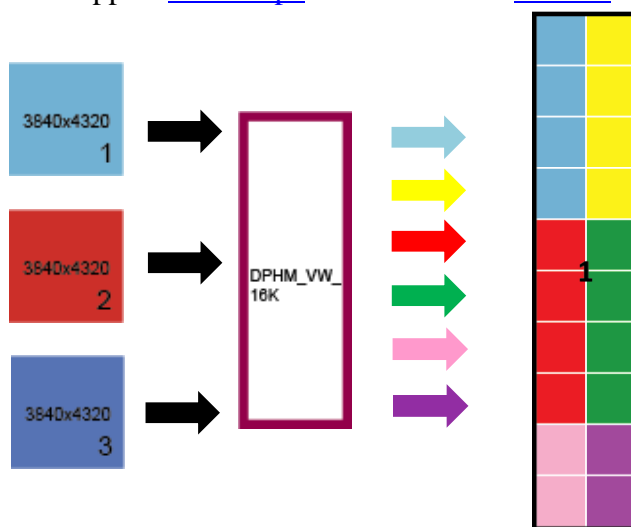
For a (2x10 2K) configuration, possible setups include: #1

- 3x [DPHM12\\_4K](#) units; and
- 3x 3840x4320 outputs from the GPU (as inputs to the DPHM12\_4K units)
- 6x [DPHM14-5S\\_2K](#) units
- 6x 1920x4320 outputs from the DPHM12\_4K (as inputs to the DPHM14-5S\_2K units)
- Enable [Mosaic](#) Combine to One Large Desktop 3840X12960
- Turn on [Pixel Overlay](#) to make 3840X10800 (NV Quadro Card)
- Support [Landscape](#) 3840x10800 & [Portrait](#) 10800x3840



For a (2x10 2K) configuration, possible setups include: #2

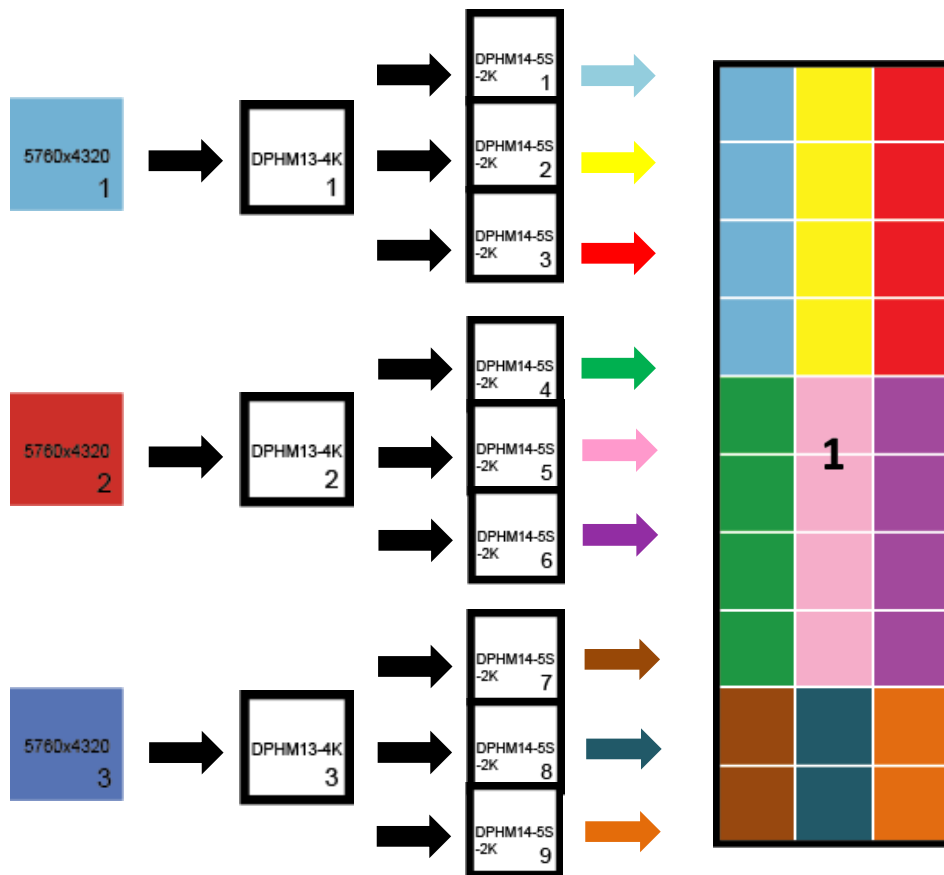
- 1x [DPHM\\_VW\\_16K](#) units; and
- 3x 3840x4320 outputs from the GPU (as inputs to the DPHM\_VW\_16K units)
- 20x1920x1080 Output
- Enable [Mosaic](#) Combine to One Large Desktop 3840X12960
- Turn on [Pixel Overlay](#) to make 3840X10800 (NV Quadro Card)
- Support [Landscape](#) 3840x10800 & [Portrait](#) 10800x3840



### 3x10 configuration

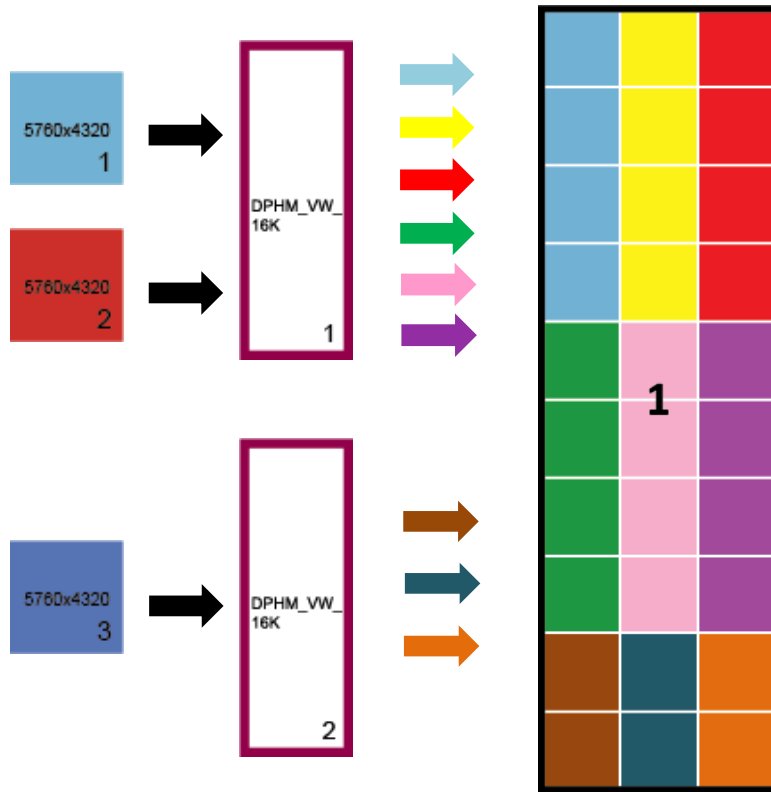
For a (3x10 2K) configuration, possible setups include: #1

- 3x [DPHM13\\_4K](#) units; and
- 3x 5760x4320 outputs from the GPU (as inputs to the DPHM13\_4K units)
- 9x [DPHM14-5S\\_2K](#) units; and
- 9x 1920x4320 outputs from the DPHM13\_4K (as inputs to the DPHM14-5S\_2K units)
- Enable [Mosaic](#) Combine to One Large Desktop 5760X12960
- Turn on [Pixel Overlay](#) to make 5760X10800 (NV Quadro Card)
- Support [Landscape](#) 5760x10800 & [Portrait](#) 10800x5760



For a (3x10 2K) configuration, possible setups include: #2

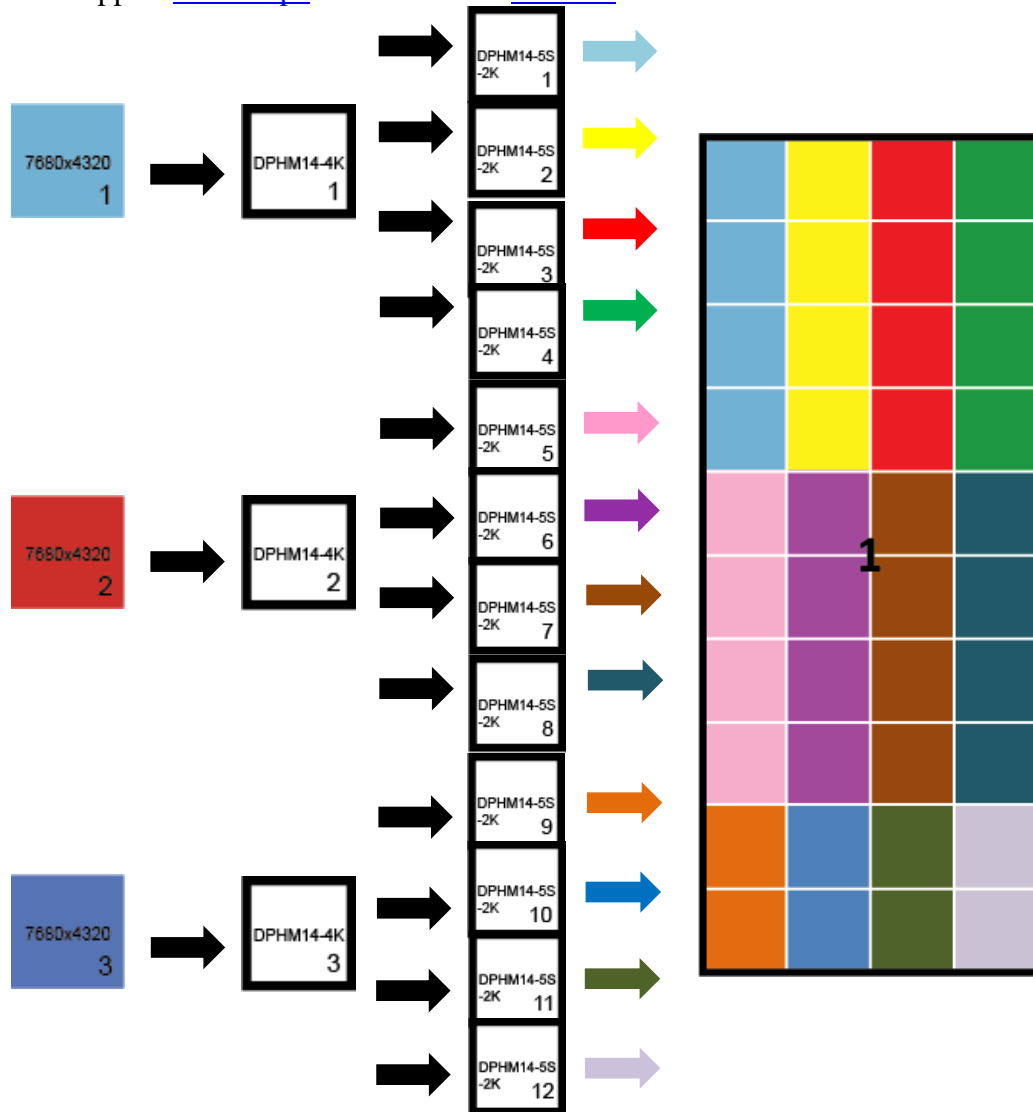
- 2x [DPHM\\_VW\\_16K](#) units; and
- 3x 5760x4320 outputs from the GPU (as inputs to the DPHM\_VW\_16K units)
- 30x1920x1080 Output
- Enable [Mosaic](#) Combine to One Large Desktop 5760X12960
- Turn on [Pixel Overlay](#) to make 5760X10800 (NV Quadro Card)
- Support [Landscape](#) 5760x10800 & [Portrait](#) 10800x5760



## 4x10 configuration

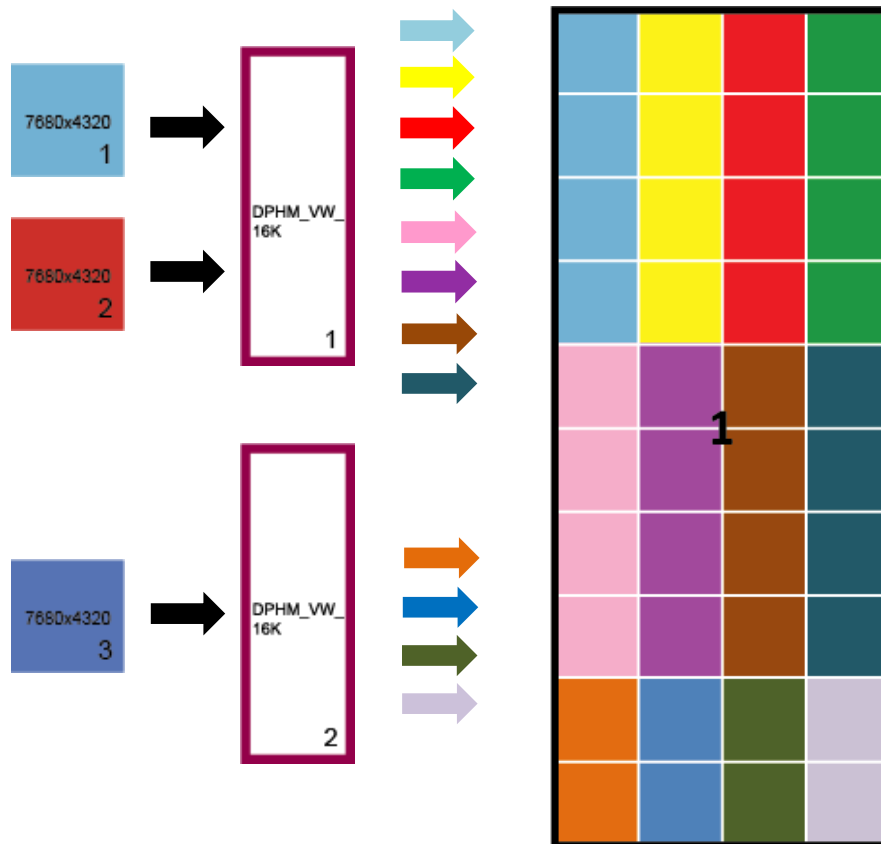
For a (4x10 2K) configuration, possible setups include: #1

- 3x [DPHM14\\_4K](#) units; and
- 3x 7680x4320 outputs from the GPU (as inputs to the DPHM14\_4K units)
- 12x [DPHM14-5S 2K](#) units; and
- 12x 1920x4320 outputs from the DPHM14\_4K (as inputs to the DPHM14-5S\_2K units)
- Enable [Mosaic](#) Combine to One Large Desktop 7680X12960
- Turn on [Pixel Overlay](#) to make 7680X10800 (NV Quadro Card)
- Support [Landscape](#) 7680x10800 & [Portrait](#) 10800x7680



For a (4x10 2K) configuration, possible setups include: #2

- 2x [DPHM\\_VW\\_16K](#) units; and
- 3x 7680x4320 outputs from the GPU (as inputs to the DPHM\_VW\_16K units)
- 40x1920x1080 Output
- Enable [Mosaic](#) Combine to One Large Desktop 7680X12960
- Turn on [Pixel Overlay](#) to make 7680X10800 (NV Quadro Card)
- Support [Landscape](#) 7680x10800 & [Portrait](#) 10800x7680



### 5x10 configuration (TBD)

For a 5x10 2K configuration, possible setups include:

- TBD

### 6x10 configuration (TBD)

For a 6x10 2K configuration, possible setups include:

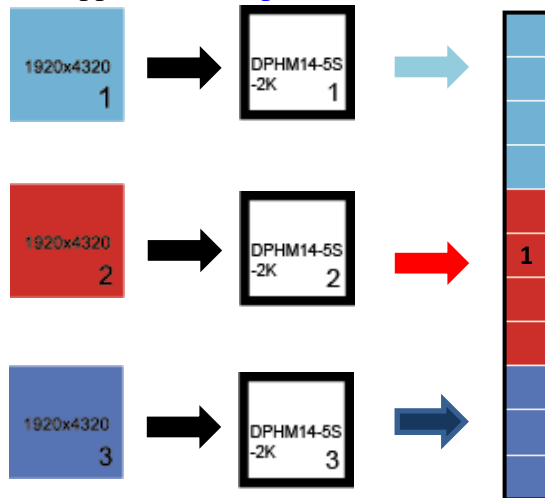
- TBD

## X11 Configuration

### 1x11 configuration

For a (1x11 2K) configuration, possible setups include:

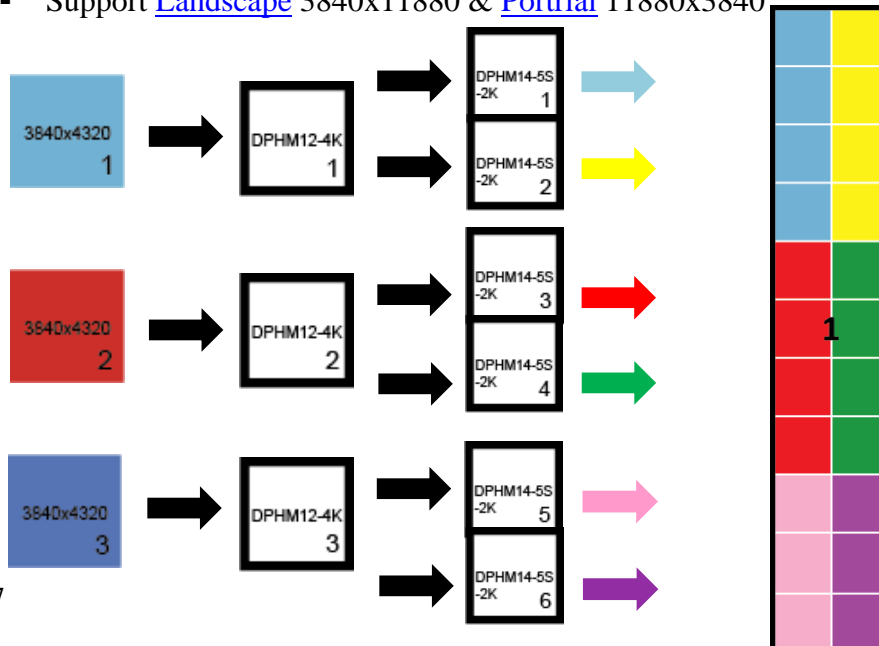
- 3x [DPHM14-5S\\_2K](#) units; and
- 3x 1920x4320 outputs from the GPU (as inputs to the DPHM14-5S\_2K units)
- Enable [Mosaic](#) Combine to One Large Desktop 1920X12960
- Turn on [Pixel Overlay](#) to make 1920x11880 (NV Quadro Card)
- Support [Landscape](#) 1920x11880 & [Portrait](#) 11880x1920



### 2x11 configuration

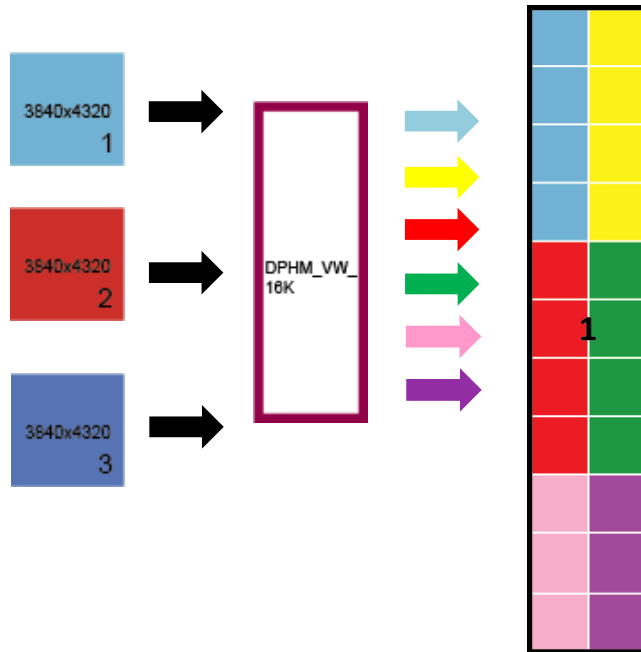
For a (2x11 2K) configuration, possible setups include: #1

- 3x [DPHM12\\_4K](#) units; and
- 3x 3840x4320 outputs from the GPU (as inputs to the DPHM12\_4K units)
- 6x [DPHM14-5S\\_2K](#) units; and
- 6x 1920x4320 outputs from the DPHM12\_4K (as inputs to the DPHM14-5S\_2K units)
- Enable [Mosaic](#) Combine to One Large Desktop 3840X12960
- Turn on [Pixel Overlay](#) to make 3840X11880 (NV Quadro Card)
- Support [Landscape](#) 3840x11880 & [Portrait](#) 11880x3840



For a (2x11 2K) configuration, possible setups include: #2

- 1x [DPHM\\_VW\\_16K](#) units; and-
- 3x 3840x4320 outputs from the GPU (as inputs to the DPHM\_VW\_16K units)
- 22x1920x1080 Output
- Enable [Mosaic](#) Combine to One Large Desktop 3840X12960
- Turn on [Pixel Overlay](#) to make 3840X11880 (NV Quadro Card)
- Support [Landscape](#) 11880x3840 & [Portrait](#) 11880x3840

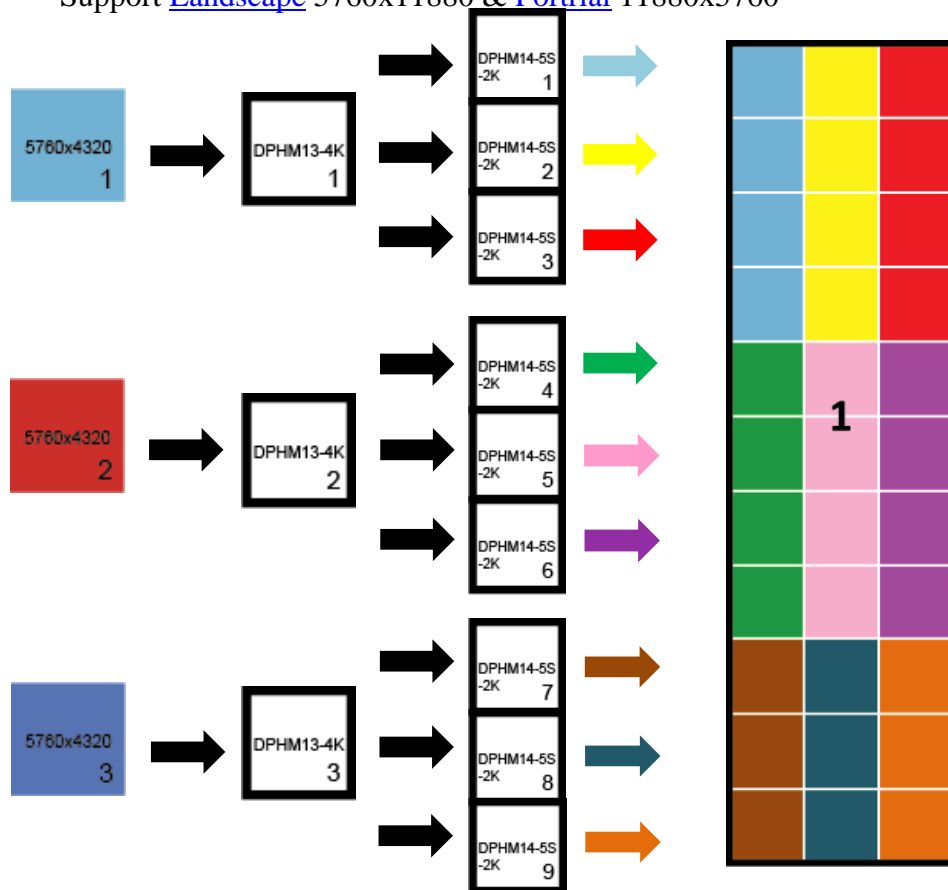




### 3x11 configuration

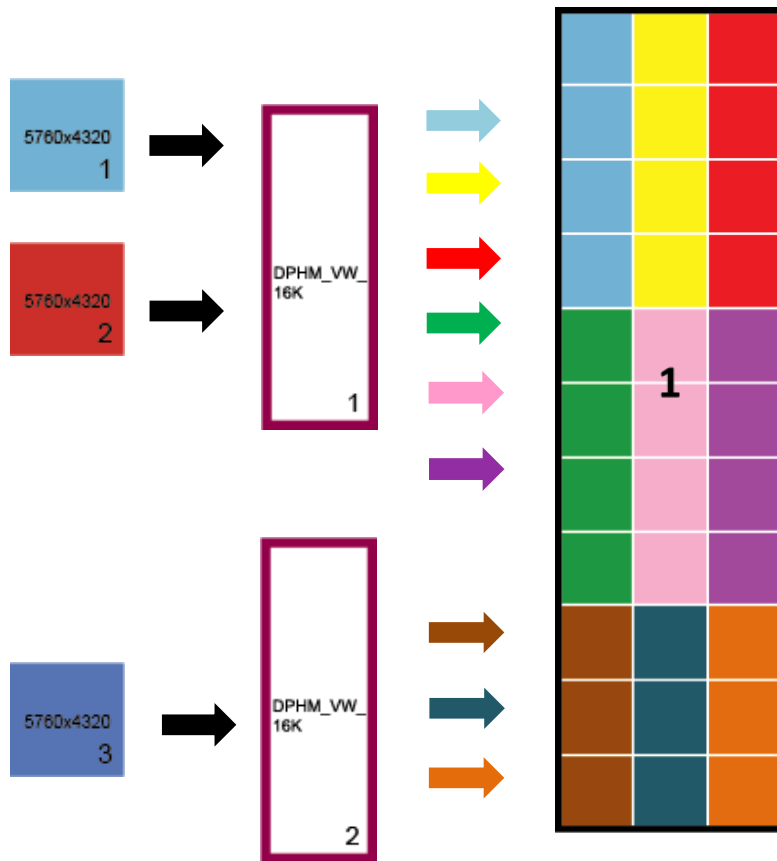
For a (3x11 2K) configuration, possible setups include: #1

- 3x [DPHM13\\_4K](#) units; and
- 3x 5760x4320 outputs from the GPU (as inputs to the DPHM13\_4K units)
- 9x [DPHM14-5S\\_2K](#) units; and
- 9x 1920x4320 outputs from the DPHM13\_4K (as inputs to the DPHM14-5S\_2K units)
- Enable [Mosaic](#) Combine to One Large Desktop 5760X12960
- Turn on [Pixel Overlay](#) to make 5760X11880 (NV Quadro Card)
- Support [Landscape](#) 5760x11880 & [Portrait](#) 11880x5760



For a (3x11 2K) configuration, possible setups include: #2

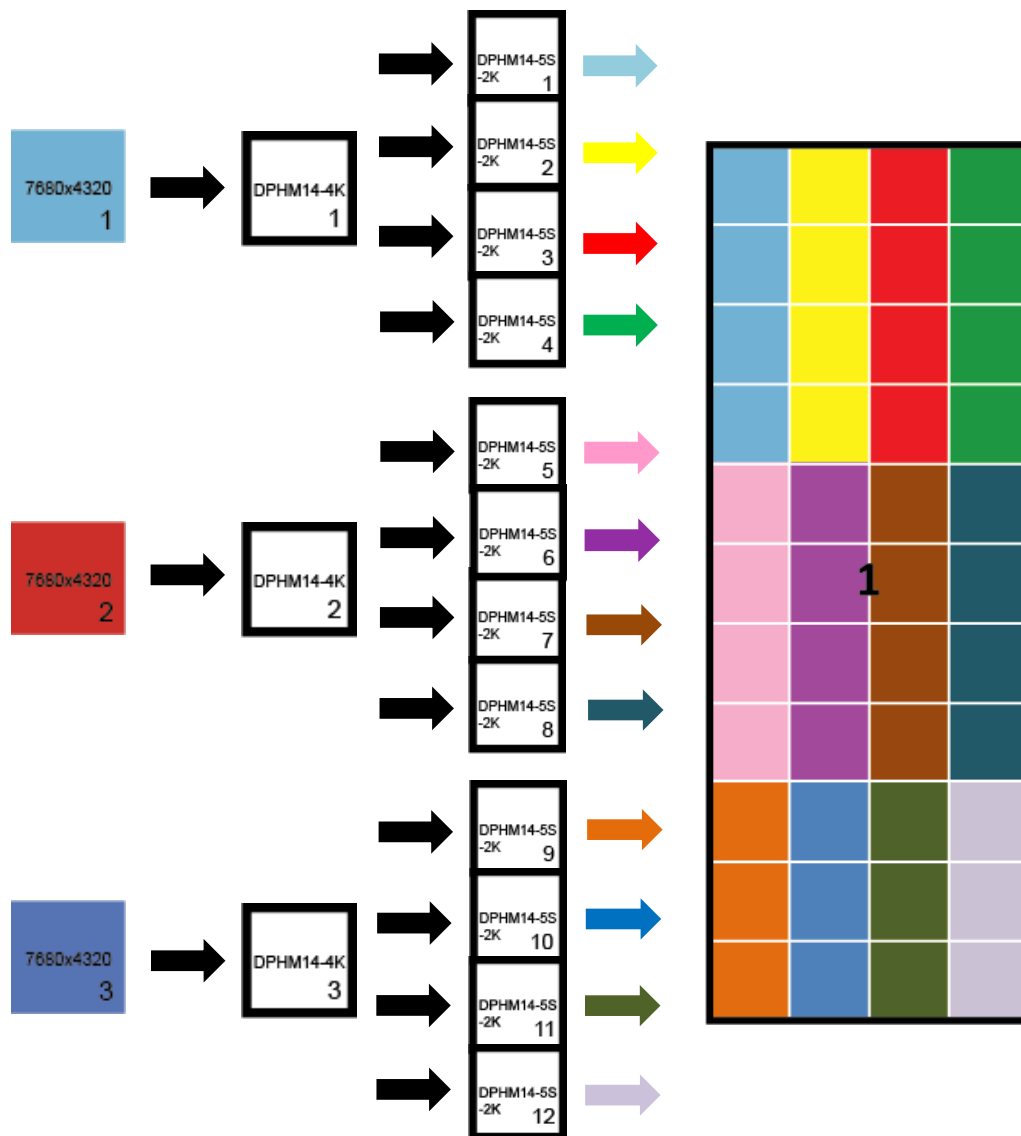
- 2x [DPHM\\_VW\\_16K](#) units; and
- 3x 5760x4320 outputs from the GPU (as inputs to the DPHM\_VW\_16K units)
- 33x1920x1080 Output
- Enable [Surround](#) or [Mosaic](#) Combine to One Large Desktop 5760X12960
- Turn on [Pixel Overlay](#) to make 5760X11880 (NV Quadro Card)
- Support [Landscape](#) 5760x11880 & [Portrait](#) 11880x5760



## 4x11 configuration

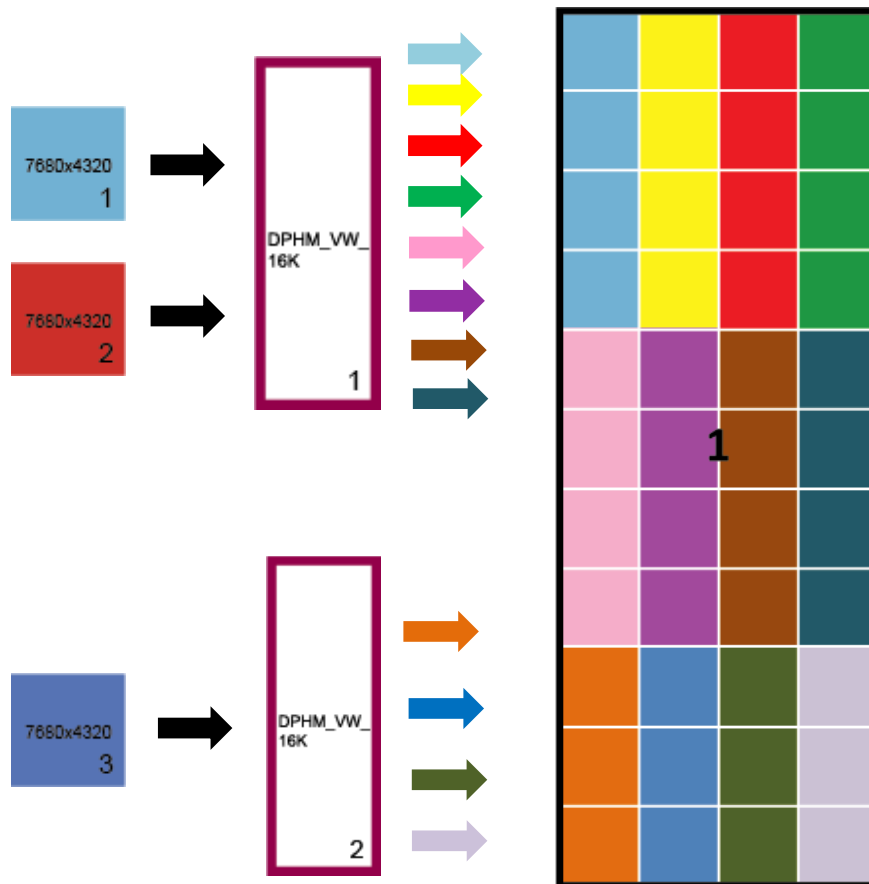
For a (4x11 2K) configuration, possible setups include: #1

- 3x [DPHM14\\_4K](#) units; and
- 3x 7680x4320 outputs from the GPU (as inputs to the DPHM14\_4K units)
- 12x [DPHM14-5S\\_2K](#) units; and
- 12x 1920x4320 outputs from the DPHM14\_4K (as inputs to the DPHM14-5S\_2K units)
- Enable [Mosaic](#) Combine to One Large Desktop 7680x12960
- Turn on [Pixel Overlay](#) to make 7680x11880 (NV Quadro Card)
- Support [Landscape](#) 7680x11880 & [Portrait](#) 11880x7680



For a (4x11 2K) configuration, possible setups include: #2

- 2x [DPHM\\_VW\\_16K](#) units; and
- 3x 7680x4320 outputs from the GPU (as inputs to the DPHM\_VW\_16K units)
- 44x1920x1080 Output
- Enable [Mosaic](#) Combine to One Large Desktop 7680x12960
- Turn on [Pixel Overlay](#) to make 7680x11880 (NV Quadro Card)
- Support [Landscape](#) 7680x11880 & [Portrait](#) 11880x7680



### 5x11 configuration (TBD)

For a 5x11 configuration, possible setups include:

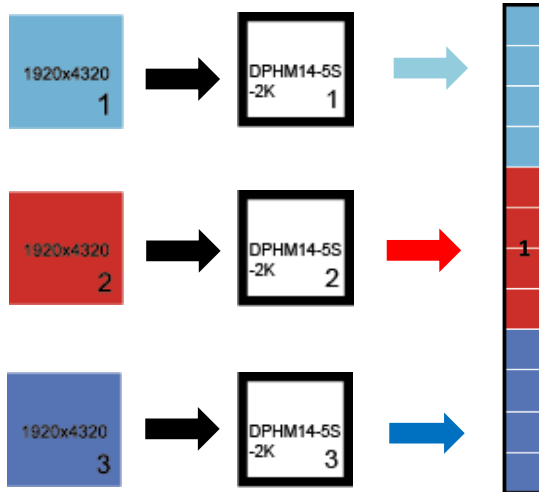
- TBD

## X12 Configuration

### 1x12 configuration

For a (1x12 2K) configuration, possible setups include:

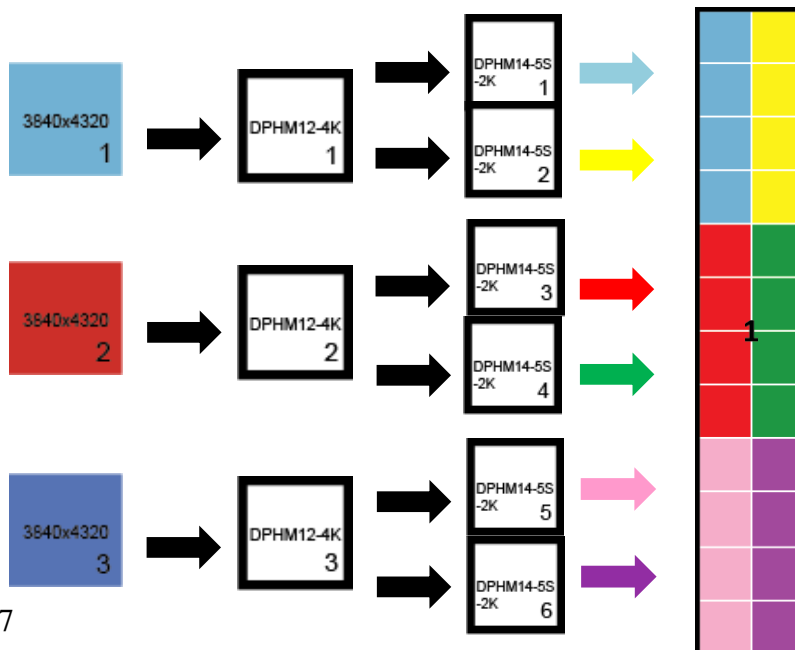
- 3x [DPHM14-5S 2K](#) units; and
- 3x 1920x4320 outputs from the GPU (as inputs to the DPHM14-5S\_2K units)
- Enable [Surround](#) or [Mosaic](#) Combine to One Large Desktop 1920X12960
- Support [Landscape](#) 1920x12960 & [Portrait](#) 12960x1920



### 2x12 configuration

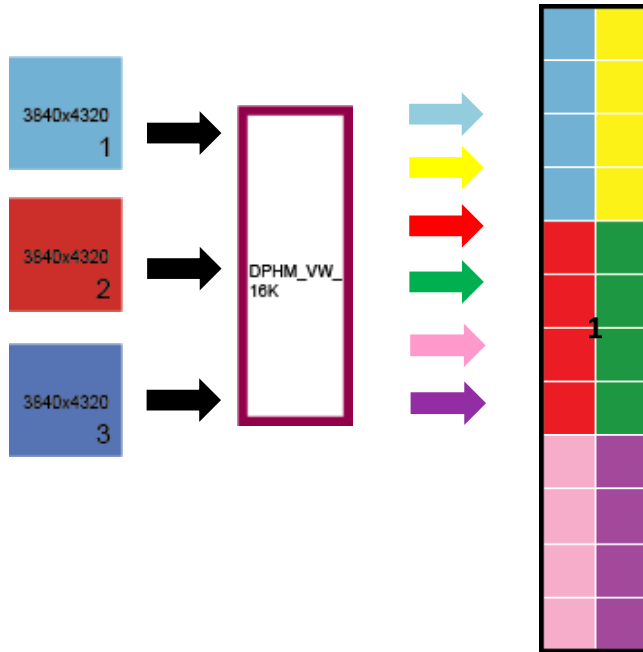
For a (2x12 2K) configuration, possible setups include: #1

- 3x [DPHM12 4K](#) units; and
- 3x 3840x4320 outputs from the GPU (as inputs to the DPHM12\_4K units)
- 6x [DPHM14-5S 2K](#) units; and
- 6x 1920x4320 outputs from the DPHM12\_4K (as inputs to the DPHM14-5S\_2K units)
- Enable [Surround](#) or [Mosaic](#) Combine to One Large Desktop 3840X12960
- Support [Landscape](#) 3840x12960 & [Portrait](#) 12960x3840



For a (2x12 2K) configuration, possible setups include: #2

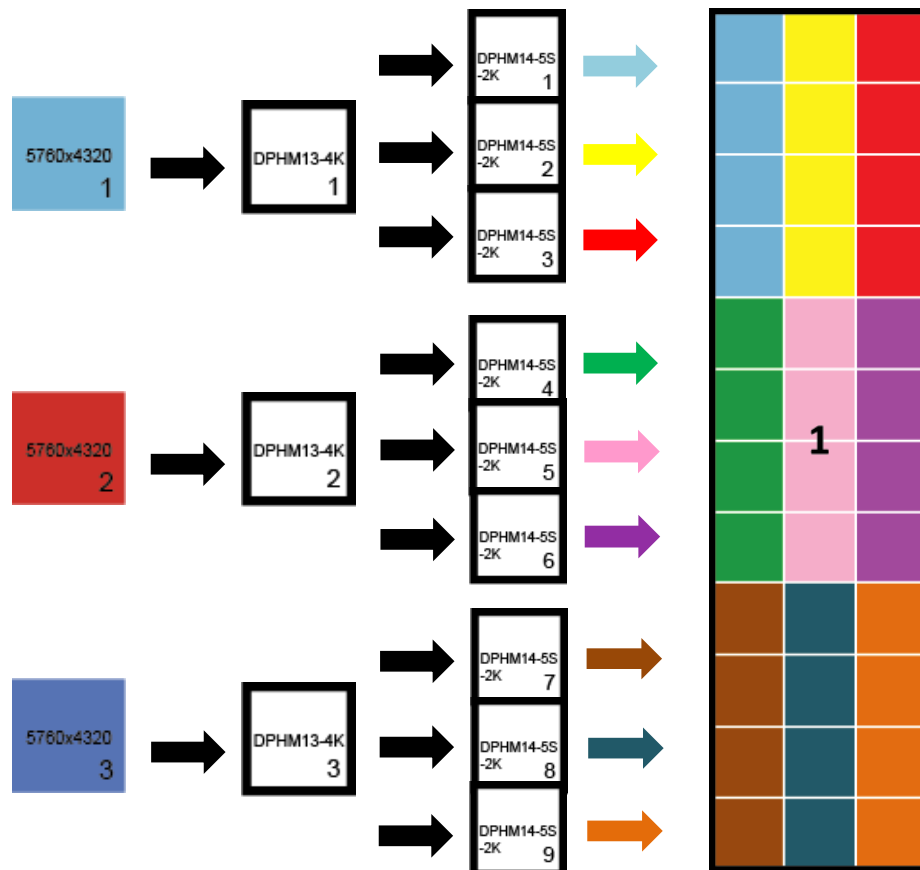
- 1x [DPHM\\_VW\\_16K](#) units; and
- 3x 3840x4320 outputs from the GPU (as inputs to the DPHM\_VW\_16K units)
- 24x1920x1080 Output
- Enable [Surround](#) or [Mosaic](#) Combine to One Large Desktop 3840X12960
- Support [Landscape](#) 3840x12960 & [Portrait](#) 12960x3840



## 3x12 configuration

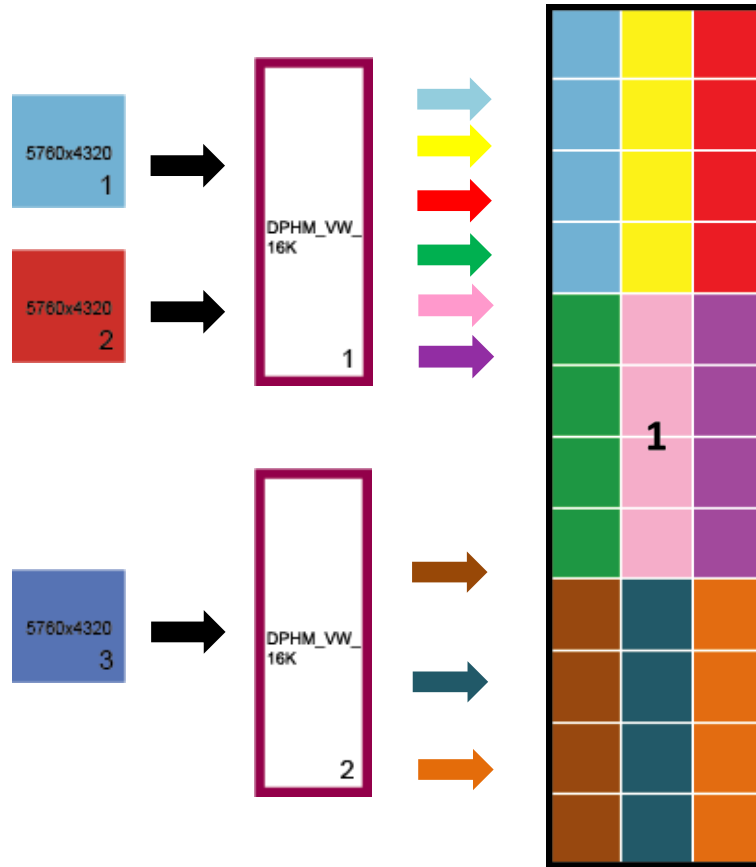
For a (3x12 2K) configuration, possible setups include: #1

- 3x [DPHM13\\_4K](#) units; and
- 3x 5760x4320 outputs from the GPU (as inputs to the DPHM13\_4K units)
- 9x [DPHM14-5S\\_2K](#) units; and
- 9x 1920x4320 outputs from the DPHM13\_4K (as inputs to the DPHM14-5S\_2K units)
- Enable [Surround](#) or [Mosaic](#) Combine to One Large Desktop 5760X12960
- Support [Landscape](#) 5760x12960 & [Portrait](#) 12960x5760



For a (3x12 2K) configuration, possible setups include: #2

- 2x [DPHM\\_VW\\_16K](#) units; and
- 3x 5760x4320 outputs from the GPU (as inputs to the DPHM\_VW\_16K units)
- 36x1920x1080 Output
- Enable [Surround](#) or [Mosaic](#) Combine to One Large Desktop 5760X12960
- Support [Landscape](#) 5760x12960 & [Portrait](#) 12960x5760

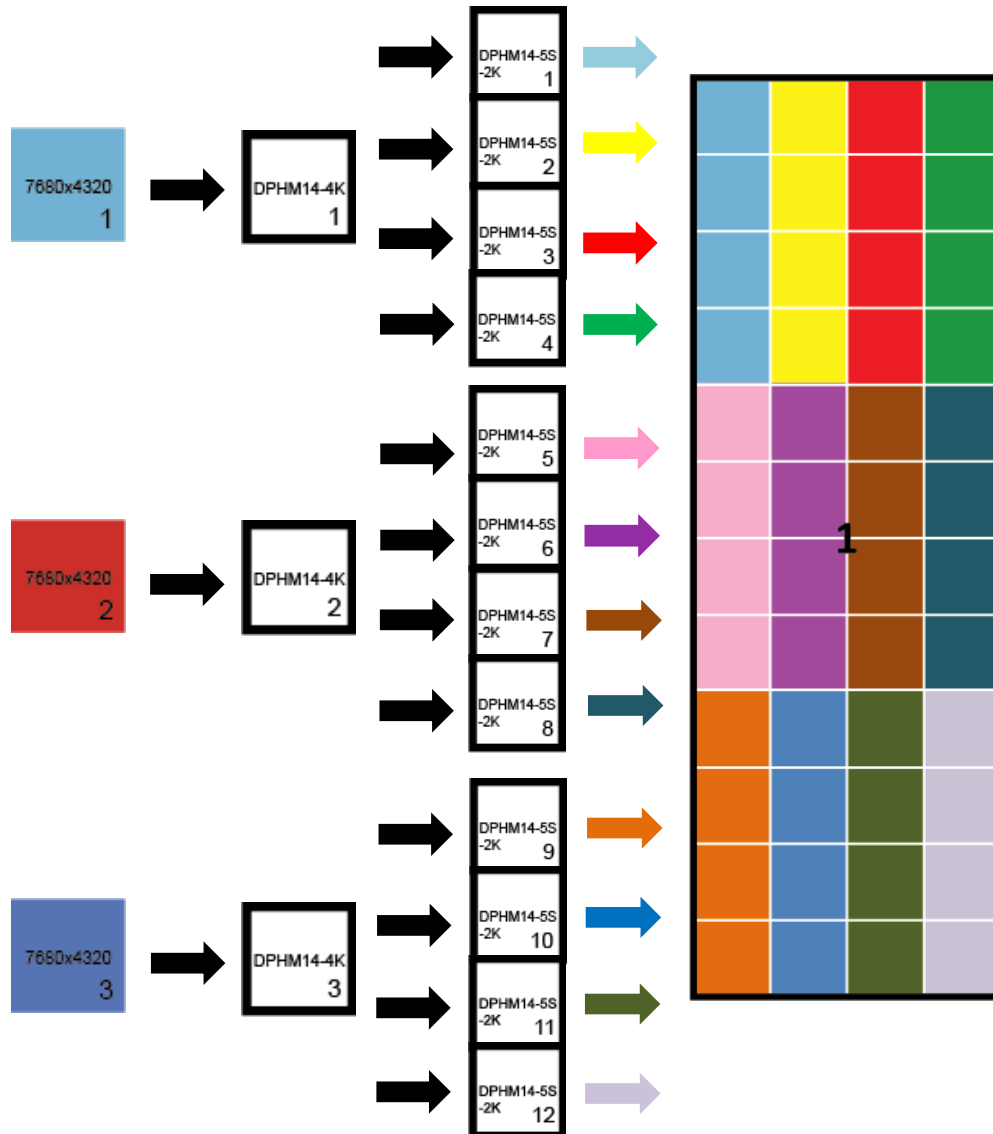




## 4x12 configuration

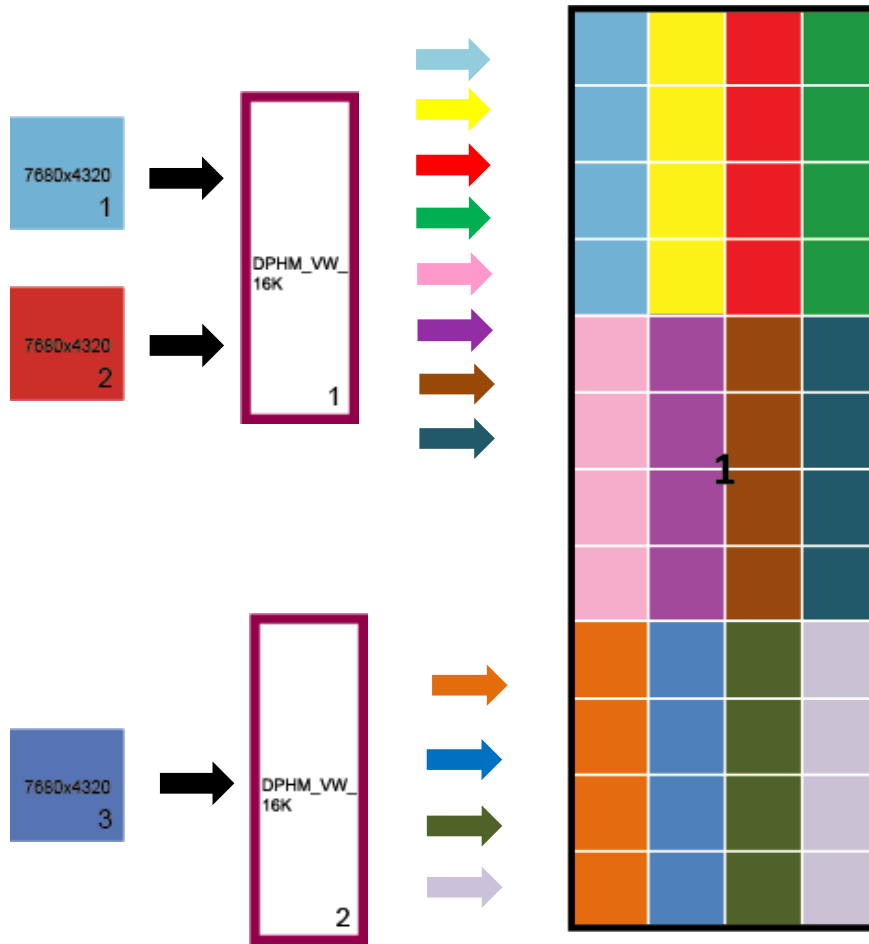
For a (4x12 2K) configuration, possible setups include: #1

- 3x [DPHM14\\_4K](#) units; and
- 3x 7680x4320 outputs from the GPU (as inputs to the DPHM14\_4K units)
- 12x [DPHM14-5S\\_2K](#) units; and
- 12x 1920x4320 outputs from the DPHM14\_4K (as inputs to the DPHM14-5S\_2K units)
- Enable [Surround](#) or [Mosaic](#) Combine to One Large Desktop 7680X12960
- Support [Landscape](#) 7680x12960 & [Portrait](#) 12960x7680



For a (4x12 2K) configuration, possible setups include: #3

- 2x [DPHM\\_VW\\_16K](#) units; and
- 4x 7680x4320 outputs from the GPU (as inputs to the DPHM\_VW\_16K units)
- 48x1920x1080 Output
- Enable [Surround](#) or [Mosaic](#) Combine to One Large Desktop 7680X12960
- Support [Landscape](#) 7680x12960 & [Portrait](#) 12960x7680



**5x12 configuration (TBD)**

- TBD

**X13 Configuration**

**1x13 configuration (TBD)**

- TBD

**2x13 configuration (TBD)**

- TBD

**3x13 configuration (TBD)**

- TBD

**4x13 configuration (TBD)**

- TBD

**X14 Configuration**

**1x14 configuration (TBD)**

- TBD

**2x14 configuration (TBD)**

- TBD

**3x14 configuration (TBD)**

- TBD

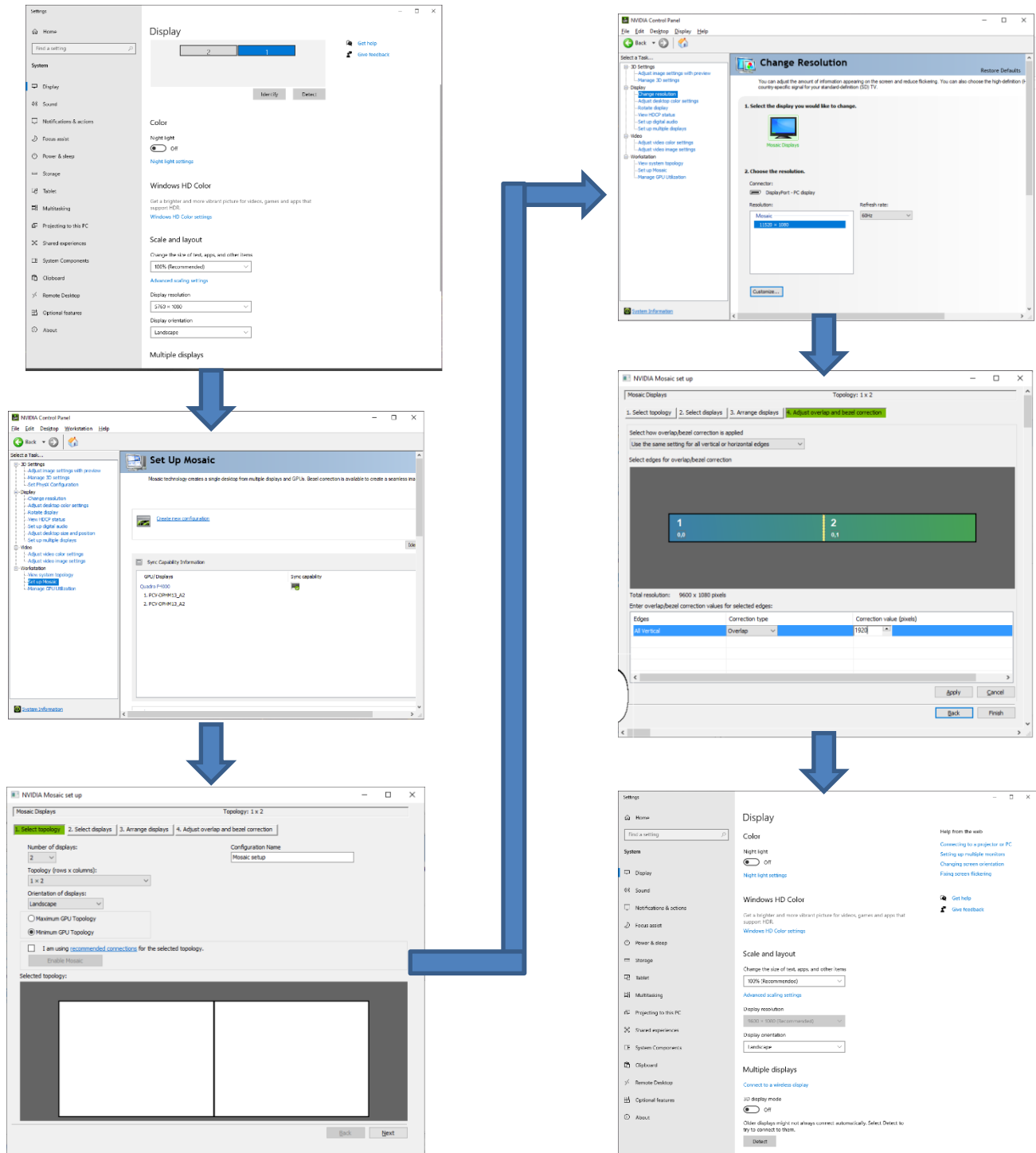
**4x14 configuration (TBD)**

- TBD

## Turn on Mosaic Function by NV Driver Control Panel and Setting Pixel Overlay Example

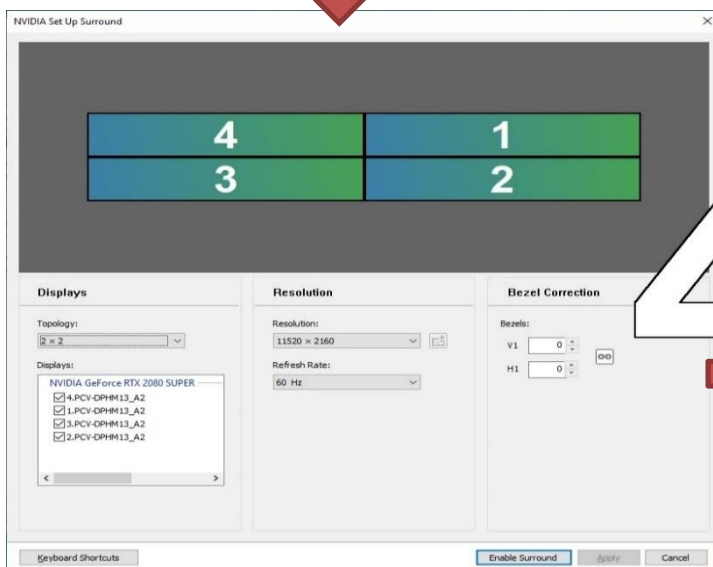
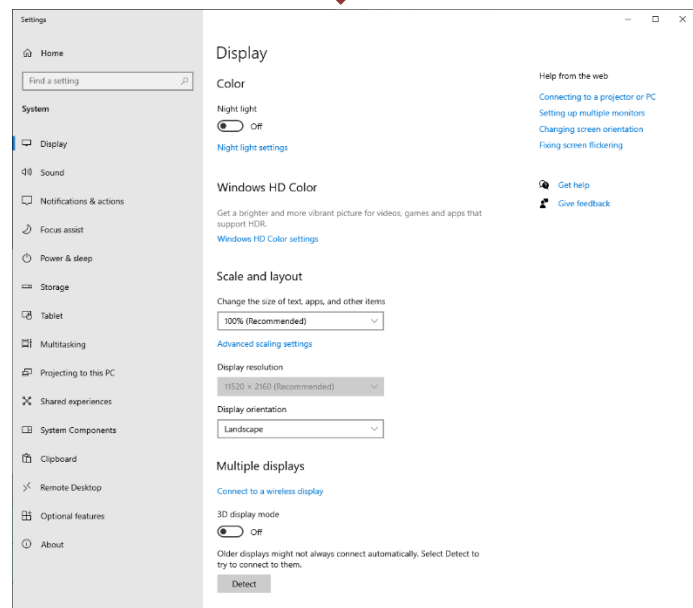
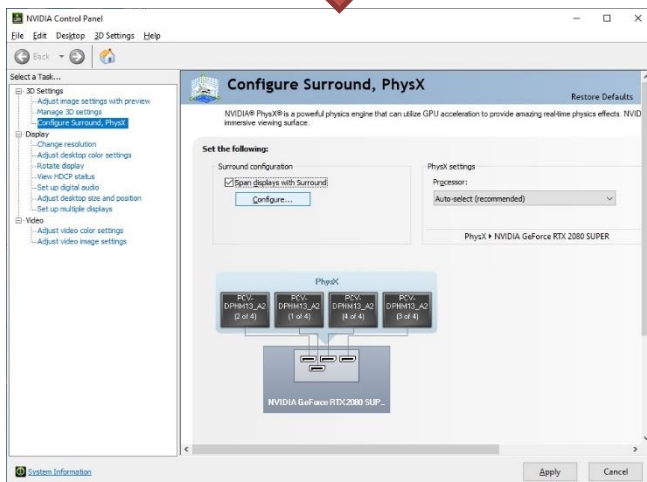
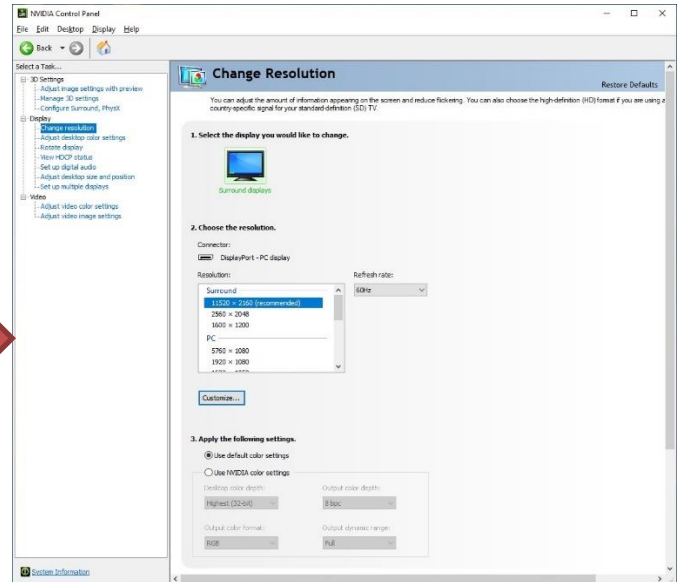
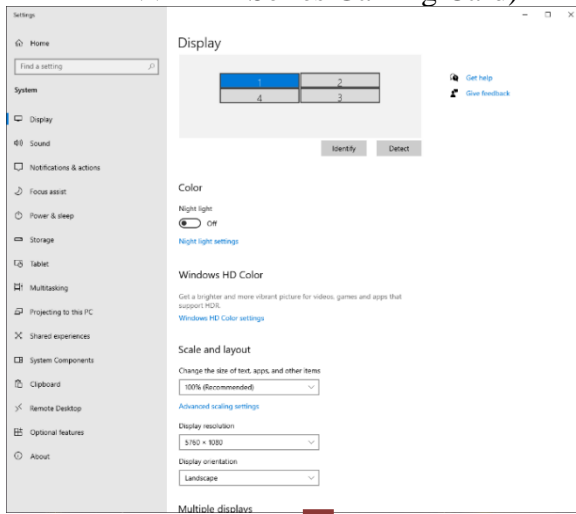
The following logical arguments serve as guidelines for possible setups of one large desktop video wall arrays., before Enable Surround or Mosaic each GPU port should be same resolution.

- Enable Mosaic function Combine Multi-Port to One Large Desktop and Turn on Pixel Overlay function to Adjustment Total Active Display Resolution (Support on NV Quadro Series)



## Turn on Surround Function by NV Control Panel Example

- Enable Surround function to combine Multi-Port to One Large Desktop (Support on NV RTX Series Gaming Card)



**Product Outlook Front View (Input) / Back View (Output)**



**DPHM13\_2K  
DPHM13\_4K**



**DPHM12\_4K  
DPHM14\_2K  
DPHM14\_4K**



**DPHM24\_4K  
DPHM28\_2K**



**DPHM39\_2K**



**DPHM14-5S\_2K**



**DPHM\_VW\_16K**



**HM21 to DP14 Dongle**

**Support Transfer HDMI 2.1 to DP 1.4**

## Contact us

The PCVision web site has product literature, press releases, technical material, a sales office list, trade show information, and other relevant material. Visit us at [www.pcvision.com.tw](http://www.pcvision.com.tw)

If you have any questions or comments about our products or solutions, contact us at [Support@pcvision.com.tw](mailto:Support@pcvision.com.tw)

You can get technical assistance by contacting PCVision technical support at [samwang@pcvision.com.tw](mailto:samwang@pcvision.com.tw)

## DP 1.4 Port

The DPHMxx Series All support by DP 1.4 Input & HDMI 2.0 Output

DPHM14-5S\_2K support DP1.4 or HDMI 2.0 either One type of Input

## HDMI 2.1 Port

When Graphic Card have DP+HDMI 2.1 Port you can choose to use HM21 to DP14 Dongle Transfer HDMI 2.1 to DP 1.4 Support on DPHMxx Box

## UMCC Display Resolution Setting utility

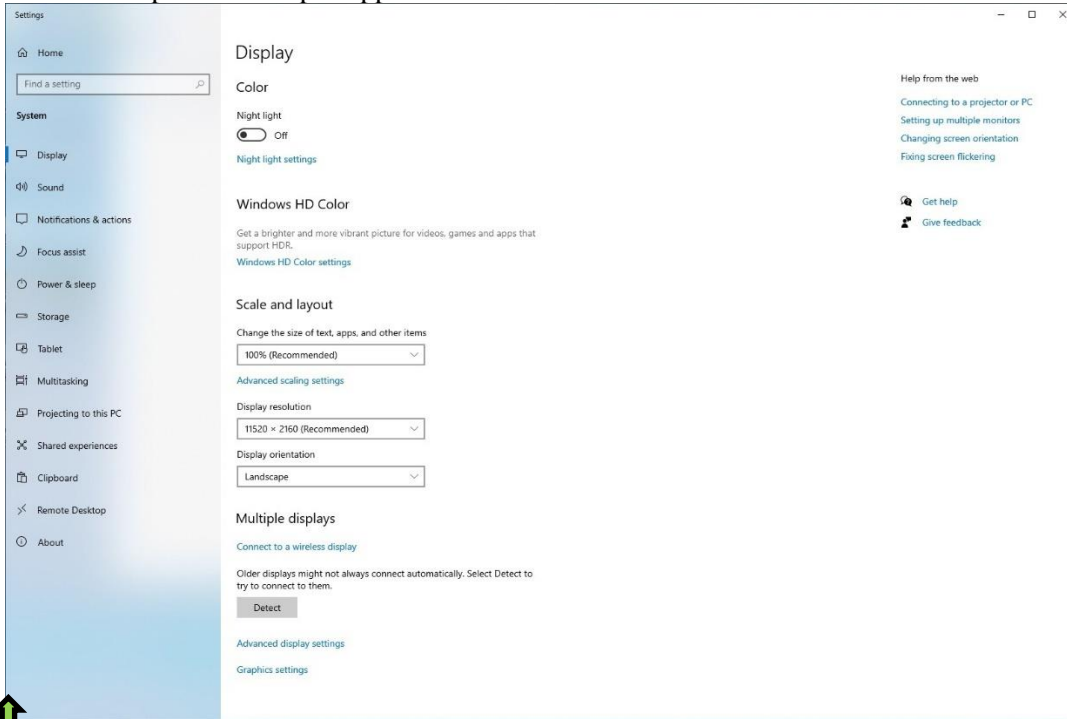
Support DPHMxx Series Product HDMI Output per Port & Setting differences Display Paramete. (Dynamic Resolution Output Can't Support on DPHM14-5S-2K and DPHM\_VW\_16K)



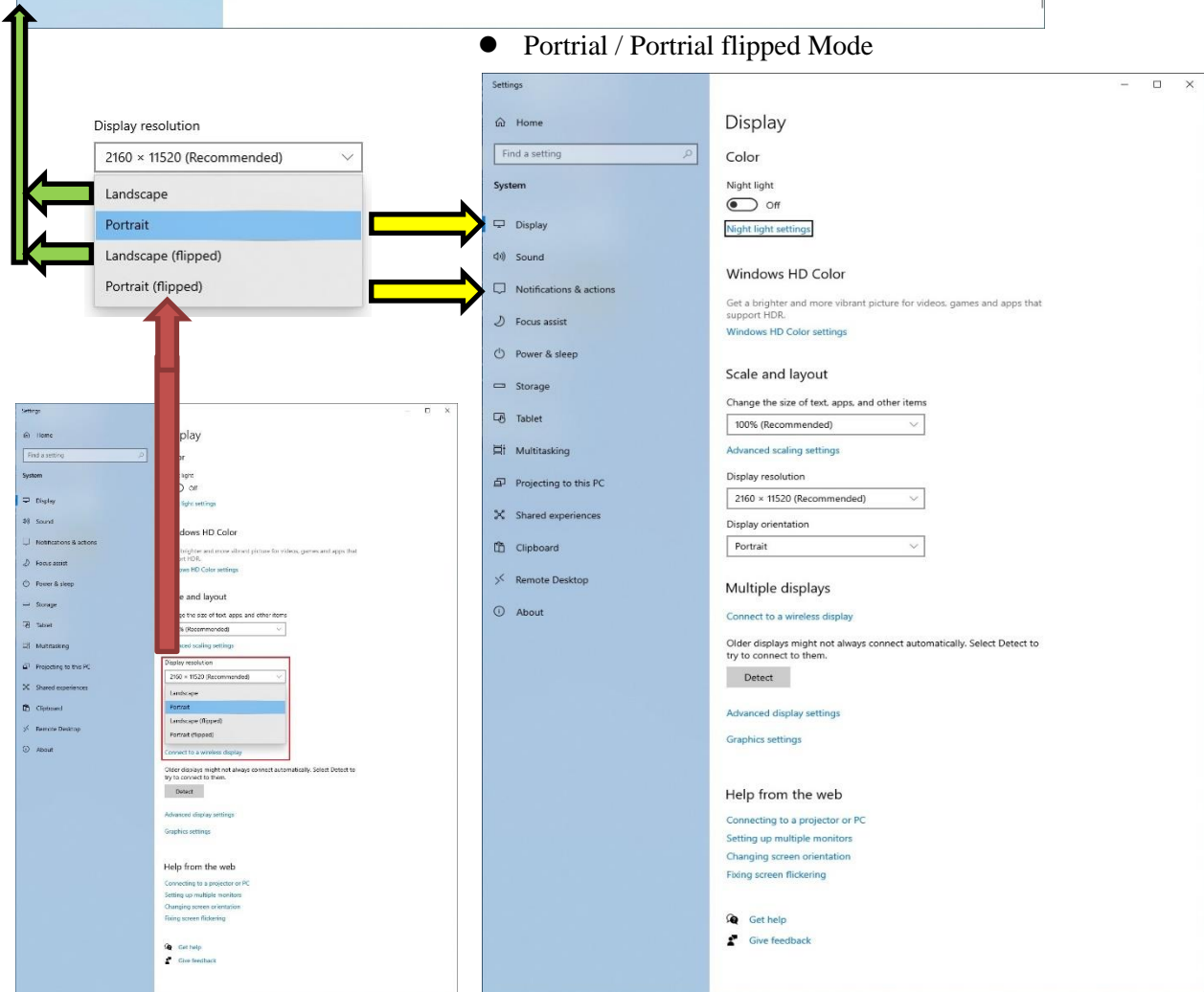


## Setting Landscape & Portrial Mode

### ● Landscape / Landscape flipped Mode



### ● Portrial / Portrial flipped Mode



## **Disclaimer**

Information in this document may contain technical inaccuracies or typographical errors. Information may be changed or updated without notice. PCVision Technology reserves the right to make improvements and/or changes in the products, programs and/or specifications described in this information at any time without notice. All trademarks and trade names, service marks and logos referenced herein belong to their respective owners.

Copyright © 2019 PCVision Inc. All rights reserved. PCVision and PCVision product names are registered trademarks and/or trademarks of PCVision Technology Ltd. and/or PCVision Graphics Inc. in Taiwan. All other company and product names are registered trademarks and/or trademarks of their respective owners.